

# Tameside Metropolitan Borough Council Equality Impact Assessment Form



<b>Subject / Title</b>	Council Tax Empty Properties and Second Homes Premium Policy
<b>Project Lead Officer (Name and Job Title)</b>	Christopher Stuart, Head of Service
<b>Assistant Director / Director</b>	Julie Smethurst, Assistant Director
<b>Department</b>	Revenues and Benefits
<b>Directorate</b>	Finance

<b>EIA Start Date</b>	<b>EIA Completion Date</b>
January 2026	January 2026

This Equality Impact Assessment template contains collapsible advice and instructions. **Whenever you see a triangle pictured here, ► click on it to reveal or collapse advice and instructions.**

## PURPOSE OF THE EQUALITY IMPACT ASSESSMENT

An Equality Impact Assessment (EIA) aims to examine whether a proposal will contribute to or alleviate inequalities in Tameside through assessing the potential impacts the proposal may have on people with ‘protected characteristics’. (A ‘proposal’ here includes any strategy, policy, service change, or project).

‘Protected characteristics’ are attributes that people have or experiences that people may go through which can result in marginalisation or disadvantage. Under the Equality Act 2010, there are nine legally mandated protected characteristics to consider:

- Age
- Sex
- Race (including colour, nationality, and ethnicity)
- Religion or belief
- Disability
- Sexual orientation
- Gender identity<sup>1</sup>

---

<sup>1</sup> We have rearticulated ‘gender reassignment’ under the Equality Act 2010 as ‘gender identity’. An explanation for this is given in the definitions of protected characteristics in STEP FIVE.

# Tameside Metropolitan Borough Council Equality Impact Assessment Form

- Pregnancy and maternity
- Being married or in a civil partnership

Tameside Council has classified further characteristics as protected, referred to as 'extra protected characteristics'. These are below:

- Carers
- Cared for Children and Care Leavers
- Ill Mental Health
- Neurodivergence
- Socio-Economic Disadvantage

Conducting an Equality Impact Assessment based on these protected characteristics will aid compliance with the Public Sector Equality Duty (Equality Act 2010, section 149), which requires that all public bodies pay 'due regard' to the three general aims of the Public Sector Equality Duty:

- i. Eliminate unlawful discrimination, harassment, and victimisation
- ii. Advance equality of opportunity between people who share a protected characteristic and those who do not
- iii. Foster good relations between people who share a protected characteristic and those who do not

Having 'due regard' involves:

- Removing or minimising disadvantages suffered by people due to their protected characteristics
- Taking steps to meet the needs of people from protected groups where these are different from the needs of other people
- Encouraging people from protected groups to participate in public life or in other activities where their participation is disproportionately low

## EQUALITY IMPACT ASSESSMENT CORPORATE STANDARDS

Due to the important ethical and legal aims of the Equality Impact Assessment (EIA), there are several corporately agreed criteria which should be fulfilled when completing EIAs:

- An EIA is required for all formal decisions that involve changes to service delivery. For all other proposals, an EIA must be considered.
- The decision as to whether an EIA is undertaken rests with the Project Lead Officer in consultation with the appropriate Assistant Director / Director where necessary. Where an EIA is not completed, the reason(s) for this must be detailed within the appropriate report.

# Tameside Metropolitan Borough Council Equality Impact Assessment Form



- EIAs must be timely and completed alongside the development of any proposal. The findings of any potential detrimental or inequitable impact that may occur through the implementation of the proposal on residents, service users, or staff must be brought to the attention of the decision maker in the accompanying report. Appropriate mitigations must be integrated into the development of the proposal.
- EIAs should be carried out by at least two people. Guidance from case law indicates that judgements arrived at in isolation are not consistent with showing ‘due regard’ to the necessary equality duties.

## INITIAL SCREENING

Purpose:	To identify which proposals need to proceed to Part II of the EIA Process – the full EIA.
----------	---

## Step 1: Summarise the proposal

1a.	Proposal Title:	Council Tax Empty Properties and Second Homes Premium Policy
1b.	Proposal Aims:	<input checked="" type="checkbox"/> Apply the maximum charging levels and minimum regulatory timescales to qualifying empty properties and second homes in Tameside. Encourage owners to bring long-term empty homes back into use. Ensure fairness for all taxpayers.
1c.	Context:	<p>Since April 2013, councils have had discretionary powers to set council tax for empty properties and second homes, with extended powers introduced later that allow increased premiums and shorter qualifying periods.</p> <p>In line with statutory requirements Tameside has previously published its intention to apply the maximum allowable premiums:</p> <ul style="list-style-type: none"> <li>100% charge for properties empty &lt;1 year</li> </ul>

# Tameside Metropolitan Borough Council Equality Impact Assessment Form



		<ul style="list-style-type: none"> <li>• 200% charge: empty 1–5 years</li> <li>• 300% charge: empty 5–10 years</li> <li>• 400% charge: empty 10+ years</li> <li>• 200% charge for second homes</li> </ul> <p>The policy incorporates all mandatory exemptions including:</p> <ul style="list-style-type: none"> <li>• Armed forces job-related accommodation</li> <li>• Annexes</li> <li>• Actively marketed for sale/let (12 months)</li> <li>• Probate (12 months)</li> <li>• Seasonal restrictions</li> <li>• Major repairs/structural alterations (12 months)</li> </ul> <p>Tameside will <b>not</b> create any additional discretionary exceptions.</p>
1d.	Stakeholders:	<ul style="list-style-type: none"> <li>• Owners of empty homes</li> <li>• Owners of second homes</li> <li>• Revenues &amp; Benefits services</li> <li>• Housing services</li> <li>• Residents needing access to affordable housing</li> <li>• VCSE partners supporting vulnerable or financially struggling residents</li> <li>• Valuation Tribunal (for appeals)</li> <li>• Local taxpayers</li> </ul>

## Step 2: Impact Analysis – identify the impacts

Purpose:	To identify potential impacts the proposal may have on people with protected characteristics.
----------	---

### SEE INSTRUCTION:

Each potential impact can be classified as ‘direct’ or ‘indirect’.

# Tameside Metropolitan Borough Council Equality Impact Assessment Form



A **direct impact** occurs when the proposal is targeted at a particular group. For example, if libraries closed down children’s areas, this would directly impact children under ‘Age’.

An **indirect impact** occurs when the proposal is more general or universal, but it has a knock-on effect on people with particular protected characteristics. For example, if a pelican crossing is removed due to construction or highway changes, this would indirectly impact people with disabilities (‘Disability’), the elderly (‘Age’), people with children or who are pregnant (‘Pregnancy/Maternity’).

If a detrimental direct or indirect impact is identified, an appropriate **mitigating action** should be integrated into the development of the proposal. A mitigating action is an adjustment to the proposal that will reduce or minimise the impact. This is covered in STEP SIX of the EIA Process.

The Impact Analysis is separated between two steps: STEP TWO (here) and STEP FIVE (below). In this step:

- State whether any direct or indirect impacts have been identified under each protected characteristic.
- List the impacts identified under each protected characteristic.
- Identify whether a mitigation action is required.

There is **no requirement** at this stage to provide the detailed evidence about each impact or identify specific mitigating actions.

When identifying impacts, think about:

- Information and intelligence you have access to (e.g. data that is publicly available)
- Experiences and knowledge of residents and service users
- Experiences and knowledge of colleagues, including frontline staff
- Experiences in other local boroughs, particularly Greater Manchester and statistical neighbours
- Research reports from think tanks, academia, government organisations, and charities
- **‘Multiple marginalisation’** – how the proposal may impact people with combinations of protected characteristics (e.g. Age and Race/Ethnicity) rather than consider each protected characteristic singularly. A proposal may impact people with one combination of protected characteristics more than another combination of protected characteristics. For example, moving a service from physical to digital provision may detrimentally affect elderly people of Bangladeshi backgrounds more than elderly people of a White British background.

Protected Characteristic	Direct Impact	Indirect Impact	Mitigation Required
--------------------------	---------------	-----------------	---------------------

# Tameside Metropolitan Borough Council Equality Impact Assessment Form

Select yes or no from the drop-down list in each box to identify whether any direct or indirect have been identified under each protected characteristic and also select yes or no to determine whether a mitigating action is required. Subsequently, list these impacts in the grey box under each protected characteristic.

<b>Age</b>	<b>No</b>	<b>Yes</b>	<b>Yes</b>
	Older residents or executors dealing with probate may struggle to meet timescales or face financial pressure if property remains unsold after 12 months.		
<b>Sex</b>	<b>No</b>	<b>No</b>	<b>No</b>
	No impact identified		
<b>Race (including colour, nationality, and ethnicity)</b>	<b>No</b>	<b>Yes</b>	<b>Yes</b>
	Residents with limited English may struggle to access and understand exception rules and online processes.		
<b>Religion or Belief</b>	<b>No</b>	<b>No</b>	<b>No</b>
	No specific impact identified.		
<b>Disability</b>	<b>No</b>	<b>Yes</b>	<b>No</b>
	Disabled residents may face accessibility barriers with online forms, evidence requirements, or communication methods.		
<b>Sexual Orientation</b>	<b>No</b>	<b>No</b>	<b>No</b>
	No impact identified		
<b>Gender Identity</b>	<b>No</b>	<b>No</b>	<b>No</b>
	No impact identified		
<b>Pregnancy/Maternity</b>	<b>No</b>	<b>Yes</b>	<b>Yes</b>
	Administrative and financial burden may be more challenging during pregnancy or early parenthood.		
<b>Marriage/Civil Partnership</b>	<b>No</b>	<b>No</b>	<b>No</b>
	No impact identified		
<b>Carers</b>	<b>No</b>	<b>Yes</b>	<b>Yes</b>
	Exceptions for care circumstances require significant evidence, potentially disadvantaging unpaid carers.		
<b>Cared for Children and Care Leavers</b>	<b>No</b>	<b>Yes</b>	<b>Yes</b>
	Care leavers may have limited capacity to manage application processes or understand premium rules.		
<b>Ill Mental Health</b>	<b>No</b>	<b>Yes</b>	<b>Yes</b>
	Administrative and financial burden may worsen mental health conditions.		

# Tameside Metropolitan Borough Council Equality Impact Assessment Form



Neurodivergence	No	Yes	Yes
	Complex processes and deadlines disproportionately disadvantage neurodivergent owners.		
Socio-Economic Disadvantage	Yes	Yes	Yes
	Higher premiums (200–400%) can exacerbate hardship for low-income owners unable to repair or sell properties quickly		
Multiple Marginalisation	Yes	Yes	Yes
	Combined impacts may be felt more severely (e.g., older, disabled, low-income executor).		

## Step 3: Initial Screening Sign Off

Purpose:	To determine whether a proposal should proceed from the Initial Screening to the Full Equality Impact Assessment.
----------	---

### SEE INSTRUCTION:

A full Equality Impact Assessment should be undertaken when:

- There is a formal decision relating to changes in service delivery
- A detrimental impact against a protected group has been identified, irrespective of whether the impact is direct or indirect
- There are substantial, important gaps in knowledge that prevent proper consideration of the proposal’s potential impacts


**Sign off is only required if the Initial Screening does not proceed to the Full Equality Impact Assessment.**

1e.	Does the proposal require a full EIA?	<input checked="" type="checkbox"/> Yes	<input type="checkbox"/> No
-----	---------------------------------------	---	-----------------------------

# Tameside Metropolitan Borough Council Equality Impact Assessment Form



1f.	If you are not undertaking a full EIA, please provide justification as to why not.	The policy may cause indirect detrimental impacts on multiple protected groups due to financial pressure, administrative burden, and accessibility considerations.
-----	--	--

This initial screening has been completed by the EIA Lead Officer:	Name:	Christopher Stuart
	Signature:	
	Department:	Revenues and Benefits
	Date:	09/01/2026
This Initial Screening has been checked by the Assistant Director / Director:	Name:	Julie Smethurst
	Signature:	
	Department:	Revenues and Benefits
	Date:	12/01/2026

## FULL EQUALITY IMPACT ASSESSMENT

### Step 4: Issues to Consider

#### SEE INSTRUCTION:

#### **Data and Intelligence**

The following types of data can potentially be accessed:

- Publicly available national data (e.g. from the Local Authority Interactive Tool, ONS, NOMIS, NHS Digital, relevant government departments)
- Local data
- Service user information

It is also worth considering how this data can be used, for example:

- Benchmarking data for Tameside against other local authorities, e.g. local authorities in Greater Manchester, statistical neighbours
- Whether national or regional data can be applied to Tameside
- Whether data at a smaller geographical scale than Tameside is required, e.g. by ward, by MSOA/LSOA

Further intelligence can be gathered from the following:

- Research reports from think tanks, academia, government organisations, and charities
- Policy briefings
- Academic papers (which can be found through search engines, e.g. Google Scholar)

#### **Data and Intelligence**

4a.	Policy documentation (charging levels, exceptions, appeal procedures) Mandatory exemption classes E–M in 2024 Regulations. Local data on empty homes and second homes. ONS/LAIT/NOMIS socio-economic and housing statistics
-----	---

# Tameside Metropolitan Borough Council Equality Impact Assessment Form



**SEE INSTRUCTION:**

**Consultation and Engagement**

It is expected that you will engage with potential impacted groups on this proposal when undertaking the Equality Impact Assessment to better understand potential impacts on people with protected characteristics.

Engagement can occur through:

- A general consultation/engagement exercise on the proposal (e.g. a survey), where space is provided to discuss impacts on people with protected characteristics
- Regular channels of engagement or feedback e.g. a service user panel that you already operate
- Input from colleagues (particularly frontline staff) and partners (e.g. the VCSE sector)

Alternatively, insights can be retrieved from engagement or consultation exercises that have previously occurred.

Consultation and Engagement			
4b.	Has any consultation or engagement been conducted that is relevant to this Equality Impact Assessment?	<input type="checkbox"/> YES	<input checked="" type="checkbox"/> NO
		If YES, answer 4c-4e.	If NO, answer 4f.
4c.	Engagement Undertaken:		
4d.	Who has been engaged with?		

# Tameside Metropolitan Borough Council Equality Impact Assessment Form



4e.	Outcomes of Engagement:	
4f.	If engagement has not been undertaken, please explain why.	Engagement not required. Exceptions are prescribed in legislation, and Tameside will not be implementing any additional discretionary exceptions.

**SEE INSTRUCTION:**

***Legislative Drivers***

It is worth considering any legislative drivers that may influence the Equality Impact Assessment:

- Legal duties that services have to abide by, including the Public Sector Equality Duty
- Case law and judicial review, particularly instances where similar services have been provided and challenged, and as a result, have needed to change

Legislative Drivers	
4g.	Local Government Finance Act 1992 (powers to set premiums) Council Tax (Prescribed Classes of Dwellings and Consequential Amendments) (England) Regulations 2024 (mandatory exceptions) DLUHC government guidance on implementation of premiums and exceptions

**SEE INSTRUCTION:**

***Financial Considerations***

It is worth considering any financial considerations that may influence the Equality Impact Assessment, e.g. budgeting, available resources, etc.

This is particularly in relation to mitigating actions that are identified in STEP SIX, which are needed to reduce potential impacts of the proposal at hand.

# Tameside Metropolitan Borough Council Equality Impact Assessment Form



It may be worth thinking about how mitigating actions can serve as opportunities for innovation.

Financial Considerations	
4g.	Premium income will positively contribute to the Collection Fund, supporting local services. However, reliance on this income should be balanced against potential non-payment or increased arrears among financially vulnerable owners. Processing exception applications and appeals requires additional staffing and training resources. This includes handling complex cases, verifying evidence, and managing communications. Financial provision will be made for hardship support measures, such as flexible payment plans and debt advice referrals. Increased premiums could lead to higher default rates, requiring robust debt recovery processes and potential write offs, which should be factored into financial planning.

## Step 5: Impact Analysis – evidence the impacts

Purpose:	To provide evidence of the potential impacts identified under each protected characteristic.
----------	--

**FOR DEFINITIONS OF PROTECTED CHARACTERISTICS, EXPAND THE INSTRUCTION BELOW.**

### SEE INSTRUCTION:

This step constitutes the second part of the Impact Analysis. In this step, under each protected characteristic, each potential impact should be listed and categorised (e.g. Direct or Indirect), and the evidence for each potential impacts should be provided. The potential impacts that have been identified will likely be the same as those that have been identified in STEP TWO. However, these may have changed or new impacts may be identified, due to the gathering of further evidence.

Evidence can be quantitative (numerical) or qualitative (non-numerical), addressing the ‘what’, ‘who’, ‘how’, and ‘why’ of potential impacts. Refer to the guidance on Data/Intelligence and Consultation/Engagement identified in Step 4 to assist with the evidence that can be included in the Impact Analysis.

When listing the impacts, it will help to number each impact. This will help navigate the form when identifying mitigating actions under STEP SIX.

Do not feel constrained by the space provided in the table. To add a new row, right click on the bottom row, then select ‘Insert Item After’ or click the + button. Also, each box will expand downward as the information is entered. However, when entering data tables, copy and paste as pictures; if entered as tables, it will alter the layout of the Impact Analysis form.

The definitions of protected characteristics are below:

# Tameside Metropolitan Borough Council Equality Impact Assessment Form

<b>Age</b>	A person's specific age or age group. An age group can be numerical (e.g. 18-30) or descriptive (e.g. 'the elderly', 'teenagers', etc.).
<b>Sex</b>	A person's biological sex, whether a person is male, female, or those who are differently sexed (e.g. intersex). This does not include sexual orientation and gender identity, which are analysed separately.
<b>Race (including colour, ethnicity, and nationality)</b>	How people identify themselves or are identified in society according to their skin colour, physical features, and national/cultural identity. This can cover: <ul style="list-style-type: none"> <li>• Racial identities (e.g. White, Black, Asian)</li> <li>• Ethnic identities (e.g. Jamaican, Arab, Persian, Jewish, Irish, Gypsy/Roma)</li> <li>• Nationalities</li> <li>• Languages spoken – whether English is the first or additional language</li> <li>• Refugee and asylum status</li> </ul>
<b>Religion or Belief</b>	Any religion or belief that a person follows or subscribes to. It includes the commonly recognised religions (such as Christianity, Islam, Hinduism, Judaism, Buddhism, and Sikhism) and the different groups within each religion (e.g. in Christianity, it can cover Catholicism, Protestantism, etc.; in Islam, it can cover Sunni Islam, Shia Islam, Sufism, etc.). It also applies to religions that are not necessarily well known (e.g. Jainism, Baha'i Faith) as well as people who do not have any religious belief (e.g. those ascribing to Humanism and Atheism).
<b>Disability</b>	Physical or mental conditions that have substantial and long-term adverse effects on people's abilities to carry out day-to-day activities. This covers a wide range of disabilities: <ul style="list-style-type: none"> <li>• Physical and mobility impairments</li> <li>• Sensory impairments (e.g. sight, hearing)</li> <li>• Learning disabilities</li> <li>• Progressive conditions (e.g. neurodegenerative disorders, muscular dystrophies, dementia)</li> <li>• Fluctuating and recurring conditions (e.g. rheumatoid arthritis, epilepsy, myalgic encephalitis)</li> <li>• Organ-specific disorders (e.g. respiratory conditions, cardiovascular diseases)</li> <li>• Auto-immune conditions</li> </ul> <p>Included within this definition is also those that considered to have Special Educational Needs due to a disability.</p>
<b>Sexual Orientation</b>	The orientation that a person has toward another person of any sex or gender. Common orientations are towards people of the opposite sex/gender (e.g. heterosexual/ straight), towards people of the same sex/gender (e.g. a gay man or lesbian), or towards multiple sexes/genders (e.g. bisexual or pansexual). There are other orientations that should be considered (e.g. asexual – a person who does not experience sexual attraction). A person's orientation can be sexual, romantic, or emotional.
<b>Gender Identity</b>	The gender that a person identifies with. People most commonly identify with the gender that matches their sex assigned at birth – i.e. as a man or woman. People who are trans identify with a gender that is different to their sex assigned at birth. Included amongst people with trans identities are people "proposing to undergo, undergoing, or having undergone a process to reassign sex". This is the legal definition for 'gender

# Tameside Metropolitan Borough Council Equality Impact Assessment Form

	reassignment' under the Equality Act 2010. However, this legal definition does not include trans people who do not choose to undertake the medical transitioning process and people with other gender identities (e.g. those who identify as non-binary, gender fluid, etc.).
<b>Pregnancy/Maternity</b>	<p>'Pregnancy' refers to when a person is pregnant and expecting a baby. Any person who can become pregnant should be considered – e.g. women, trans men, and people with different gender identities. This should also cover all aspects of the pregnancy journey, including those who have been affected by miscarriage.</p> <p>'Maternity' refers to the period following the birth of the child. In employment, this is related to parental leave. In the non-work context, this is related to unfavourable treatment relating to being a mother or parent. Legally, for the latter, protection is applied for 26 weeks. An important aspect of maternal/parental discrimination is <i>breastfeeding</i>.</p>
<b>Marriage/Civil Partnership</b>	A person's marital status in law, whether a person is married or in a civil partnership to another person of the opposite sex or same sex.
<b>Carers</b>	Any person who provides unpaid care for a partner, family member, or friend due to illness, disability, frailty, a mental health problem, or an addiction. The person being provided care cannot cope or finds it difficult to cope without that person's care and support. A carer can have varying caring responsibilities, such as supporting people with everyday tasks (e.g. getting out of bed, bathing, etc.) or providing emotional support. This covers people who may not see themselves as 'carers', whom do not separate their caring responsibilities from the relationship that they have with the person for whom they provide care. Importantly, this covers young carers who provide care for their parents or other relatives and parents/carers of young people with Special Educational Needs and Disabilities.
<b>Cared for Children/ Care Leavers</b>	'Cared for Children' (sometimes known as 'looked after children') are children and young people in the care of the local authority due to their parents being unable to take care of them in a temporary or permanent capacity. 'Care Leavers' are any adult who have previously spent time in the care of the local authority.
<b>Ill Mental Health</b>	<p>A person with a condition related to their psychological or emotional wellbeing. This includes a wide variety of conditions:</p> <ul style="list-style-type: none"> <li>• Common mental health problems, such as depression or anxiety disorders</li> <li>• Trauma (e.g. Post Traumatic Stress Disorder)</li> <li>• Severe mental illness (e.g. Psychosis/Schizophrenia or Bipolar Disorder)</li> <li>• Phobias (e.g. Agoraphobia)</li> </ul>
<b>Neurodivergence</b>	A person whose mind works differently to neurocognitive styles that society regards as 'normal'. This includes a wide range of conditions and experiences: Autism, ADHD, Dyslexia, Dyscalculia, Dyspraxia, Dysgraphia, Epilepsy, Tourette's, Aphantasia/Synaesthesia, etc.
<b>Socio-Economic Disadvantage</b>	A wide range of experiences accruing from having a disadvantaged socio-economic status: having low or no income; living in absolute or relative poverty; unemployment or underemployment; living in substandard housing; being homeless or threatened with homelessness; food insecurity and poverty; fuel poverty; digital exclusion; etc.
<b>Multiple Marginalisation</b>	A wide variety of combinations of different protected characteristics that uniquely influence a person's experiences. Any combination of protected characteristics can be two or above (e.g. RACE/ETHNICITY and GENDER IDENTITY; CARE LEAVER, CARER, and SOCIO-ECONOMIC DISADVANTAGE).

# Tameside Metropolitan Borough Council Equality Impact Assessment Form

<b>Impact No.</b>	<b>Protected Characteristic</b> <i>Select a protected characteristic from the drop-down list</i>	<b>Impact</b> <i>Identify the potential impact of the proposal</i>	<b>Impact Type (Direct/Indirect)</b> <i>Select 'direct' or 'indirect' from the drop-down list</i>	<b>Evidence</b> <i>Provide evidence regarding the proposal's potential impact (e.g. data/intelligence, findings from consultation/engagement, research reports, etc.).</i>
1	Age	Older executors may struggle with deadlines; probate exception limited to 12 months.	Indirect	The population of Tameside is estimated at 231,071 based on the latest Census population statistics from the Office for National Statistics (ONS). Of the population 144,600 (62.94%) were of working age (16-64); 45,900 were aged between 0-15 years (19.85%); and 40,470 were aged 65 or over (17.561%).
2	Disability	Digital-only processes, documentation requirements, and communication formats may create barriers.	Indirect	In Tameside, a significant portion of the population experiences disability. Data indicates that around 20% of residents in certain areas are registered as disabled, with a notable number not claiming disability benefits. This "hidden" disability population, those registered but not claiming benefits, highlights a potential disparity in support and access to resources.
3	Carers	Exception exists when previous resident lives elsewhere to provide or receive care, but evidence can be complex.	Indirect	In Tameside, approximately one in ten residents were providing unpaid care as of the 2021 census. Additionally, there are 131 approved fostering households, with 86 mainstream and 45 connected carers. Tameside also has a significant number of young carers, with nearly three times the England average.
4	Socio-Economic Disadvantage	Premiums are up to 400%, increasing council tax liability significantly for owners unable to bring properties back into use quickly	Indirect	Tameside experiences significant levels of deprivation and low income, with 17.5% of the population considered income deprived in 2019. Many areas within Tameside are among the most deprived in England, and 17 out of 19 wards have income deprivation exceeding the national average. Furthermore, a substantial number of children in Tameside are living in low-income families.

# Tameside Metropolitan Borough Council Equality Impact Assessment Form



5	Race (including colour, ethnicity, and nationality)	Lack of translated accessible materials may disadvantage non-English speakers.	Indirect	In Tameside, the most recent census data from 2021 indicates that 85.5% of residents identify as White, while 9.2% identify as Asian, Asian British, or Asian Welsh. The "Black, Black British, Black Welsh, Caribbean or African" category saw a significant increase, rising from 0.8% in 2011 to 2.3% in 2021, largely driven by an increase in the Black African population. There was also a smaller increase in the "Mixed or Multiple" category, from 1.4% to 2.1%.
6	Ill Mental Health	Administrative complexity may increase stress and reduce compliance.	Indirect	Tameside has a higher rate than both the national average and other areas in the North West. Additionally, emergency hospital admissions for self-harm are significantly higher in Tameside, especially among females and young people. There is also a high prevalence of mental health conditions in children and young people, with a large number experiencing unmet needs. Tameside has historically had a high suicide rate, though it has improved in recent years. In 2020-22, the rate was 8.3 deaths per 100,000, lower than the Greater Manchester, North West, and England averages, according to Tameside Council. However, the rate for men aged 35-64 (2013-17) was the third worst in England. Tameside has higher rates of emergency hospital admissions for intentional self-harm than the England average. Admissions are more prevalent among females and young people. An estimated 4,229 children and young people (5-17 years) in Tameside have a mental health condition, though only a fraction are known to have an identified need. Approximately 12% of the population is registered with depression, with prevalence increasing year on year. Just over 2,100 people in Tameside and Glossop have a serious mental health condition
7	Neurodivergence	Administrative complexity may increase stress and reduce compliance.	Indirect	In Tameside, approximately 1 in 7 people are neurodivergent, meaning their brains function differently from what is considered typical. This encompasses a range of conditions like autism, ADHD, and dyslexia. While not a specific Tameside statistic, it's estimated that 15% of the UK population, or roughly 1 in 7, are neurodivergent

## Step 6: Plan mitigating actions

Purpose:	To identify mitigating actions to minimise potential detrimental impacts of the proposal on people with protected characteristics.
----------	--

# Tameside Metropolitan Borough Council Equality Impact Assessment Form

Impact No. <i>Impact number from Impact Analysis</i>	Impact <i>Identify the impact being addressed</i>	Mitigating Action and Rationale <i>Describe the action required to reduce the detrimental impact identified in the Impact Analysis, and explain the rationale underneath and/or intended outcome.</i>	Officer Responsible <i>Identify who is responsible for implementing the mitigating action (name and department).</i>	Timescale <i>Provide the timeframe for when the mitigating action should be implemented.</i>	Completed (Yes/No) <i>Has the mitigating action been implemented?</i>	Update <i>Provide any progress updates below.</i>
1	Age	Provide clear guidance and multi-channel (SMS, email, letter) reminders at 6 and 11 months. Signpost to probate support services. Include digital support for older residents who struggle online. Consider extensions for complex probate evidence exists.	Christopher Stuart, Revenues and Benefits Service	From Q1 2026 and ongoing.	Yes	Partially In place
2	Disability	Offer paper/telephone applications. Provide reasonable adjustments. Ensure staff training on disability awareness and reasonable adjustments. Consider home visits for evidence collection where mobility issues exist.	Christopher Stuart, Revenues and Benefits Service	From Q1 2026 and ongoing.	Yes	Partially In place
3	Carers	Simplify evidence requirements. Accept supporting letters from health or social care professionals. Allow self-declaration with minimal evidence for urgent cases. Provided dedicated resource for carers to reduce the administrative burden. Engage with local carer's networks.	Christopher Stuart, Revenues and Benefits Service	From Q1 2026 and ongoing	Yes	Partially In place

# Tameside Metropolitan Borough Council Equality Impact Assessment Form



4	Socio-Economic Disadvantage	Provide signposting to debt advice and repair grants/loans. Offer flexible payment plans while exceptions are processed. Consider hardship-based premium suspension for severe cases. Partner with VCSE organisations for financial and housing support. Monitor arrears trends and adjust recovery strategies to avoid escalation.	Christopher Stuart, Revenues and Benefits Service	From Q1 2026 and ongoing	Yes	Partially In place
6	Race	Provide translated guidance in key community languages. Enable staff to access interpreter services. Work towards the introduction of translated application forms. Offer community outreach sessions in partnership with local ethnic minority groups. Include easy read/visual guides where possible for residents with limited literacy	Christopher Stuart, Revenues and Benefits Service	From Q1 2026 and ongoing	Yes	Partially In place
2,6,7	Ill Mental Health / Neurodivergence/Disability	Offer flexible communication preferences. Allow extended response times with supporting evidence. Use clearer, simplified forms and guidance. Provide easy-read versions of forms for neurodivergent residents. Add mental health support signposting in all communications. Train staff on trauma informed and neurodivergent friendly responses.	Christopher Stuart, Revenues and Benefits Service	From Q1 2026 and ongoing	Yes	Partially In place

# Tameside Metropolitan Borough Council Equality Impact Assessment Form



**Step 7: Sign-off**

<b>Purpose:</b>	For the EIA Lead Officer to sign that the EIA is complete, and for the Assistant (Director) to counter-sign that they agree with the content of the EIA and that it is sufficiently robust.
-----------------	---

This Equality Impact Assessment has been completed by the EIA Lead Officer:	Name:	Christopher Stuart
	Signature:	
	Department:	Revenues and Benefits
	Date:	09/01/2026
This Equality Impact Assessment has been checked by the Assistant Director / Director, and signs that it is sufficiently robust and rigorous:	Name:	Julie Smethurst
	Signature:	
	Department:	Revenues and Benefits
	Date:	12/01/2026

]

## POST-IMPLEMENTATION REVIEW

### Step 8: Review EIA after implementation

Purpose:

To update the EIA with any new impacts and to provide a progress update on mitigating actions.

#### SEE INSTRUCTION:

**This step should only be completed if the proposal has passed through the governance process where appropriate and has been implemented.** It should be completed at two stages:

- Six months after implementation
- Twelve months after implementation

The evidence in the Impact Analysis should serve as the baseline against which change can be measured.

The Post-Implementation Review can find out whether:

- The proposal has had any positive impacts on people with protected characteristics
- Mitigating actions to minimise detrimental impacts have worked
- There are impacts that were not foreseen in the Impact Analysis that need to be accounted for

#### Six Months After Implementation

#### Twelve Months After Implementation

*Describe and explain the effects of the proposal on people with protected characteristics, using evidence to compare against the Impact Analysis as a baseline.*

**Tameside Metropolitan Borough Council Equality Impact Assessment Form**



--	--