

ITEM NO: 7

Report To: STRATEGIC PLANNING AND CAPITAL MONITORING PANEL

Date: 2 March 2015

**Cabinet Deputy/
Reporting Officer:** Councillor Gerald P Cooney – Executive Member – Learning Skills and Economic Growth
Elaine Todd – Assistant Executive Director (Asset Management and Investment Partnership)

Subject: INVESTMENT IN EDUCATION BUILDINGS

Report Summary: This report is intended to advise members of the Strategic Capital and Monitoring Panel of progress with the school investment programme and additional allocations of funding received since the last meeting and approve allocations of additional funding to undertake the works detailed at Section 4.3 of the report.

Recommendations: That the Strategic Planning and Capital Panel reviews the contents of the report, notes the recent capital announcements and successful funding bids and approves the allocation of funding to deliver the schemes identified as follows:

School	Planned Investment	Estimate s £000
Hollingworth	Kitchen and Dining Refurbishment	117.5
St James	Kitchen Extension	106
St Annes, Denton	Kitchen Extension	150
Broadbottom	Kitchen Extension	41
Mottram	Kitchen Extension	90
Broadoak	Drop off and parking improvements	75
ICT – High Schools	Replacement ICT Servers	400
Bradley Green /Corrie /Holden Clough	Access Improvement Works	20.3
Yew Tree	Extension	520
Holden Clough	Remodelling	12
Audenshaw Primary	Emergency work to water pipes and asbestos removal	12
Longdendale	Boiler house chimney removal	50
Total		1,593.8

Links to Community

The proposals contained in this report will support the delivery of the

Strategy:	community strategy.
Policy Implications:	In line with current policy.
Financial Implications: (Authorised by the Borough Treasurer)	<p>The DfE has announced the details of Schools Capital funding for building maintenance in 2015/16, along with allocations for Basic Need for each of the years 2017-2018. This report summarises the associated allocations.</p> <p>The specific capital funding to support the Voluntary Aided School Kitchen schemes in table 4.3 at Mottram Primary and St James Primary in Hattersley totalling £196,000 will be allocated directly to the relevant Diocese by the DFE and therefore will not feature on the Council's capital programme.</p> <p>The specific capital funding to support the Council controlled School Kitchen schemes in table 4.3 at Hollingworth Primary, St Anne's Primary Denton and Broadbottom Primary totalling £308,500 needs to be added to the capital programme to support the costs of these schemes.</p> <p>The total Capital Maintenance grant funding for 2015/16 of £1,920,266 needs to be added to the capital programme. This will mean that there is sufficient unallocated funding to support the other estimated scheme costs detailed in table 4.3 of this report which total £1,089,300.</p> <p>The announcement of the Priority Schools Building Programme Phase 2 and the additional Universal Infant Free Meals grant outcomes, provides another opportunity to invest in Tameside schools.</p> <p>The comparatively low externally assessed, condition of Tameside schools when compared to other responsible bodies, demonstrates that the continual bidding for additional capital resources is significantly reducing the Councils liability for school building condition works.</p>
Legal Implications: (Authorised by the Borough Solicitor)	<p>The Council has a statutory duty under the Education Act 2011, to secure sufficient and suitable places for pupils in its area in primary and secondary schools across the borough. It also has the responsibility for the maintenance of community and voluntary aided school buildings, even though it does not own voluntary aided school buildings. The Council, schools and academies receive funding from the Department of Education (DfE) for maintenance of schools, however in the future it appears that Basic Need funding will be targeted through the Council.</p>
Risk Management:	<p>To mitigate against the risk of having a shortfall in places, the Council has for many years, closely monitored the birth rate increases since 2006, which were approximately 2,500 and have increased to a peak of 3,060, in 2011 and as a result through annual consultation on admission arrangements has delivered sufficient places in the primary sector. The Building Schools for the Future programme was based on projections of birth rates in 2006 and there is likely to be a shortfall of places in 2018. However, this has partly been mitigated by persuading the DfE to establish an additional 150 places (30 in each year group) at Hyde Community School and by the proposals to establish a new 25 year classroom block at Astley Sports College.</p>

The risk of managing the condition and suitability of community and voluntary aided school buildings, has been mitigated by successful bidding for additional capital resources over the last fifteen years, meaning that all community high schools have been rebuilt in the last 15 years apart from Astley which has had a new sports hall, and has been remodelled through the BSF programme. Fourteen primary schools have been completely rebuilt with another four planned through the Priority School Building Programme Phase 1 and two new primary academies. The additional investment in replacement and new school buildings significantly decreases the Council's risks relating to managing time expired buildings.

The Council has continued to undertake condition surveys to ensure that there is clear evidence on which to prioritise investment in the remaining schools and also to use when bidding for additional resources. The DfE has now completed the national Property Data Survey Programme, in order to understand the national level of school building condition need.

The implementation of the Core Strategy is anticipated that 11,000 additional homes will be created over the next 15 years, which will increase demand further by an additional estimated 330 places in each year group or the equivalent of six 420 place (Forms of Entry) Primary Schools. This will have a significant impact on school place planning and investment required in school buildings.

The risk of not being able to fulfil the requirements of the School Food Regulations 2014 and the introduction of the UIFSM requirements has been mitigated by the successful programme of work that took place over the Summer 2014 and by the recent successful funding bids.

Access to Information:

The background papers can be obtained from the author of the report, Elaine Todd, Assistant Executive Director (Asset Management and Investment Partnership) by:



Telephone: 0161 342 3238



e-mail: elaine.todd@tameside.gov.uk

1. INTRODUCTION

- 1.1 The Council has a statutory duty under the Education Act 2011, to secure sufficient and suitable places for pupils in its area in primary and secondary schools across the borough. The DfE provides some capital funding for maintenance and Basic Need (additional places) but it no longer provides funding for suitability. Maintenance and basic need funding is not ring fenced, so a local authority can vire funding.
- 1.2 Voluntary Aided Schools are maintained by the individual Dioceses with the support of a grant from the DfE called Local Authority Co-ordinated Voluntary Aided Programmes (LCVAP). This grant is announced at the same time as Local Authorities maintenance allocations and the four Dioceses in Tameside, Salford, Chester, Shrewsbury and Manchester meet regularly with Council Officers to determine priority projects for support.
- 1.3 The demand for primary places continues to increase year on year, although the birth rate has seemed to stabilise over the last two years. It is predicted that there will be further increases until 2016, which means that demand for primary places will peak in 2020. However, the increase in demand experienced in the primary sector will start to feed through the secondary schools, which will mean that by 2018, we will need to have increased the number of places across the borough, unless there are one or more free schools or new academies established.
- 1.4 In 2001, an Education Asset Management Planning Advisory Group was set up in order for the Council to consult more closely with schools, when determining capital allocations and priorities. This group is chaired by the Executive Member for Learning, Skills and Economic Growth, services by officers including the Assistant Executive Director, Asset and Investment Partnership and her team and attended by representatives of primary, secondary and special schools, academies, union, governors' forum and diocesan representatives. This group represents the whole of the school community in Tameside. The group are consulted on any allocations of funding any new initiatives are discussed with this group before seeking Executive or Key Decisions.
- 1.5 This report is being provided to the Panel to provide an update of progress with capital schemes, seek approval for funding for new projects and advise members of additional allocations for funding received since the last meeting.

2 PRIORITY SCHOOL BUILDING PROGRAMME 2 (PSBP2)

- 2.1 As reported to the last meeting of the panel, the Government has announced a further phase of the Priority School Building Programme, with a value of around £2 billion for England. The new phase is a five year programme (2015 - 2021) to undertake major rebuilding and refurbishment projects in those schools and sixth form colleges in the very worst condition.
- 2.2 Following consultation with AMPAG, the Council submitted expressions of interest for the following five schools, which are in the worst condition based on condition survey information:
- St Thomas More RC;
 - Manchester Road, Droylsden;
 - Hollingworth Primary School, Longdendale;
 - Greswell, Denton; and
 - Bradley Green , Hyde
- 2.2 The Shrewsbury Diocese also submitted an expression of interest for the replacement of All Saints Catholic College.

- 2.3 The Education Funding Agency announced on 9 February 2015, that PSPB 2 funding will be allocated to two Tameside schools, including Hollingworth and Fairfield Road primary schools. The EFA intend to manage the programme centrally as they have the PSB2 1 programme. It is understood that the investment is likely to be limited to the existing dining blocks, however the EFA will be undertaking further surveys in the coming months.
- 2.4 A copy of the list of schools receiving funding from the PSBP 2 programme is attached at **Appendix 1**.
- 2.5 The level of bids received was significantly in excess of the funding available. A copy of the methodology used by the EFA to assess the expressions of interest is included at **Appendix 2**. Summary information is provided below.

Comparison of Individual School Building Blocks with EFA Information

- 2.6 The EFA prioritised blocks in schools where the poor condition is most highly concentrated and urgent; where the continued operation of the school is most at risk; and where the cost to address individual projects is of such significant scale, that it would be difficult to pay for them through regular school condition allocations.
- 2.7 Initially the school building blocks identified in the expression of interests submitted by Local Authorities were matched to the corresponding Property Data Survey Programme (PDSP) blocks. The EFA carried out high level condition surveys of all schools in 2012/2014 so had sufficient information to hand to compare expressions of interest with their own information.

Calculation of Condition Need

- 2.8 Each block's relative condition need was calculated using the total C and D condition need as identified by the property data survey and divided by the Gross Internal Floor Area (GIFA) to produce a relative condition need value per square metre. (Condition grade C – means that the condition is exhibiting major defects and / or not operating as intended; Condition grade D – life expired and / or at serious risk of imminent failure).
- 2.9 The Department judged the relative condition measure described above, to be the most accurate way of comparing the most serious and urgent need across different buildings.

Ranking

- 2.10 Individual blocks were ranked following the rules in the order set out below:
- Blocks that automatically make the programme because of a significant structural / asbestos need issue that can only be sustainably addressed by rebuilding.
 - Automatic inclusion of any blocks with work categorised as condition D, need by the PDSP report that require substantial funding and would not otherwise make the programme.
 - The remaining blocks were then ranked by their total C and D need per square metre (including structural and asbestos costings) and the total cost of the work needed to address the condition need of each block was estimated.

Minimum Project Thresholds

- 2.11 The indicative project costs of successful blocks were aggregated to school-level and any schools which did not meet the minimum estimated project threshold of £250,000 for primary (Nursery/Primary & Special/PRU) and £500,000 for secondary (Secondary, 16 Plus, All Through) were removed.

Project Selection

- 2.12 The steps set about above resulted in a ranked list. Successful projects were determined by the point at which projects could no longer be funded within the programme's allocated budget, announced to be £6 billion by the EFA.

3 UNIVERSAL INFANT FREE MEALS (UIFSM) CAPITAL GRANT PHASE 2

3.1 The EFA announced an additional opportunity to bid for £20 million capital funding, to create production kitchens, in schools that do not currently have these on site and also enhance catering and dining arrangements. The deadline for the submission of bids was 20 November 2014. The schools included in the bid were:

- Hollingworth – upgrade of kitchen and dining facility - £117,500 excluding VAT
- Fairfield Road – upgrade of kitchen and dining facility - £150,000 excluding VAT
- Mottram – establishment of a production kitchen. This kitchen will also serve Broadbottom primary - £90,032.58 including VAT
- Broadbottom – internal remodelling to increase size of food and equipment store - £41,000 excluding VAT
- Corrie Infants – bringing back serving kitchen into a production kitchen; £31,610 excluding VAT
- St Annes, Denton – creation of a production kitchen - £150,000 excluding VAT
- St James, Hattersley – creation of a production kitchen - £106,000 including VAT

VAT is not reclaimable in respect of Voluntary Aided Schools building work.

3.2 On 20 January 2015, the EFA confirmed that the bids for five of the schools had been successful including Hollingworth, Mottram, Broadbottom, St James RC, Hattersley and At Annes, Denton. This is excellent news and secures an additional £505,000 for Tameside primary schools. A list of successful projects is included at **Appendix 3**.

3.3 The Fairfield Dining Centre and Kitchen block refurbishments appears to be being supported through the PSBP 2 programme. The additional equipment for Corrie Primary School is anticipated to be funded from remaining funding from the UIFSM Capital Grant Phase 1. A full analysis of spending against the programme will be provided to the next meeting of the Panel.

4. EDUCATION INVESTMENT AND REPAIR AND MAINTENANCE PROGRAMME

4.1 A significant number of capital projects have already been approved and delivered in 2014/2015 as most work is carried out over the spring, summer and autumn term breaks. Whilst the DfE have confirmed Basic Need funding for 2015/16 and 2016/2017 and plans are in place to invest most of this in projects that are currently under construction.

4.2 The EFA have conducted a series of property data surveys in all schools in England and are expected to use this information as a basis to allocate future funding. Both additional condition funding for 2015/2016 and also Basic Need allocations for 2017/2018 have now been announced.

4.3 The table below provides details of approval requested for identified schemes

School	Planned Investment	Scheme Type	Proposed Procurement	Firm Prices £000	Estimates £000
Hollingworth	Kitchen and Dining Refurbishment	UIFSM 2	TIP		117.5
St James Hattersley	Kitchen Extension	VA UIFSM 2	Diocese		106.0
St Annes, Denton	Kitchen Extension	UIFSM 2	TIP		150.0
Broadbottom	Kitchen	UIFSM 2	TIP		41.0

	Extension				
Mottram	Kitchen Extension	VA UIFSM 2	TIP		90.0
Broadoak	Drop off and parking improvements	Maintenance Grant 2015/16	EFA		75.0
ICT – High Schools	Replacement ICT Servers	Maintenance Grant 2015/16	TIP		400.0
Bradley Green Corrie Holden Clough	Access Improvement Works	Maintenance Grant 2015/16	Various		20.3
Yew Tree	Extension	Maintenance Grant 2015/16	TIP		520
Holden Clough	Remodelling	Maintenance Grant 2015/16	TIP		12
Audenshaw Primary	Emergency work to water pipes and asbestos removal	Maintenance Grant 2015/16	TIP		12
Longdendale	Boiler house chimney removal	Maintenance Grant 2015/16	TIP		50

- 4.4 The investment required in school kitchens is detailed at Section 3 of this report.
- 4.5 The need to upgrade pupil drop off and parent parking arrangements at Broadoak Primary School, in Ashton has been confirmed by the planning authority, however, the EFA cannot allocate PSPB1 funding to this element of the rebuilding project. Given that other elements of the building are being 100% funded by the EFA and the new school building will be providing an additional 105 primary places, in order to ensure the health and safety of pupils and pedestrians funding to complete this element of the project is requested.
- 4.6 10 of the BSF schools were required to buy into an ICT managed service in order to receive support through the BSF programme. As part of the ICT investment, servers etc were installed in the ICT server rooms in TAC. As TAC is being demolished, the servers need to be relocated. Due to the fact that the original servers were installed in 2009, the equipment is becoming increasingly unstable and needs constant replacing in addition the projected growth in secondary school populations and development of technology will place greater pressure on the existing kit. In addition, relocating the servers will cause down time to schools ICT systems. It is therefore proposed to purchase new server equipment and install it in a new central location if the Schools choose to extend the centrally managed contract; or to install them at individual Schools if they choose not to extend the centrally managed contract. Schools will be asked to fund the additional installation costs if they choose not to extend the central contract, but the server cost would still be funded from Basic Need. A high level estimate of the cost is £400,000 if the servers are installed centrally, but this will be fully scoped and costed over the next few weeks. The BSF schools cannot fund the cost themselves as they already contribute to the ICT management service and their school running costs including their Devolved Formula capital Grant.
- 4.7 Holden Clough, Bradley Green and Corrie, all require improvements works to increase accessibility for individual or groups of pupils estimated cost for the three schools £20,000.

- 4.8 Demand for places at Yew Tree Primary school and the numbers of pupils moving through the school, means that additional permanent classroom space is required in September 2015, the estimated cost is £520,000 subject to planning conditions being confirmed.
- 4.9 The replacement of Holden Clough Primary School is being funded by the EFA through the Priority School Building Programme Phase 1. However, some intermediate remodelling works have been required to accommodate an increase in pupil numbers. The costs are estimated at £12,000. The new building will be completed in Summer 2015 and will increase the schools capacity by 210 places.
- 4.10 Emergency works are required to the water pipes at Audenshaw Primary school, £12,000, which also requires some asbestos removal works. A scheme to provide a permanent rectification of the problem at the school, will be developed and costs over the next few months, with the intention that is approved, the permanent repair will be carried out over the summer holiday period.
- 4.11 It has been recently identified that the condition of the chimney on the boiler house at Longdendale High School has deteriorated and needs to be removed. Estimated cost £50,000.
- 4.12 Initial scoping works are being carried out to plan for an increase in capacity at Aldwyn and Hawthorns primary schools. Further details and a request for funding approval will be brought to the next meeting of the Panel.
- 4.13 In addition, mechanical and electrical surveys are being carried out at over 20 schools to identify the extent of upgrading of electrical, heating systems and so on in those schools that have not had significant investment in recent years. A further report will be brought back to the next Panel meeting for approval.

5. MAJOR CAPITAL INVESTMENT PROGRAMME UPDATE

Primary Capital Strategy for Change

- 5.1 As reported at the last Panel meeting Russell Scott Primary School is the last school to receive investment from this programme. The extensive remodelling and extension project was completed on 6 February 2015 and pupils will move back to the school after half term.

Priority School Building Programme

- 5.2 A successful application to the Education Funding Agency managed, Priority Schools Building Programme, in 2013, has secured funding for new buildings for the four worst condition schools, securing an estimated £24 million investment in Tameside's schools including:

- Flowery Field Primary School, Hyde;
- Holden Clough School Ashton;
- Broadoak School, Ashton; and
- Silver Springs Academy.

All four projects are being delivered centrally by the EFA.

Flowery Field Primary School

- 5.3 The new school will have an additional 210 places, plus an enlarged nursery and the finished building will have capacity for 630 pupils aged 4 to 11 plus 78 part time nursery places. This will be the largest primary school in Tameside delivering not only a brand new building but also additional places to meet increasing demand in the local area. The school building was officially handed over on 20 February 2015 and pupils will move into their new accommodation after half term.

- 5.4 Alvin Fell the headteacher said *“As head teacher, I am very grateful to have been given the chance to help design and deliver this wonderful new asset for the children of Hyde. With support from the teachers and Governors, we created a “vision” of our new school. Experts from Tameside Council and from the Education Funding Agency have helped me to realise this vision. The team from Interserve have been great to work with and this partnership has brought our plans through to fruition.”*

Silver Springs Primary Academy

- 5.5 Silver Springs Primary Academy will be the next school to start construction. This is a 420 place school for pupils aged 4-11 plus a nursery. Planning approval was granted on 27 March 2014 and the Secretary of State has advised the Council that he intends to enter into a Design and Build contract to construct the new school. A firm date for completion has not yet been confirmed.

Holden Clough Primary School

- 5.6 Holden Clough Primary School will also increase its capacity by 210 places to 420 places plus a 52 place nursery. Planning permission was granted on 23 April 2014. The new building is programmed to be completed by 10 August 2015.

Broadoak Primary School

- 5.7 Broadoak Primary School will be last the school to be delivered through the Priority School Building Programme. The school will increase from 315 places to 420 places plus a 52 place nursery. Work is now progressing on the detailed design. A planning application for the new school is in the process of being submitted, however, enhanced pupil drop off and parking, is required as part of the process, which the EFA cannot fund from the programme. Therefore, in order to ensure that the enhanced drop off and parking provision is included and the planning application has a greater chance of being approved, the Council have been asked to pay for the additional works. A firm date for completion will not be confirmed until the planning application has been approved.

Targeted Basic Need Programme

New Ashton Primary Academy – Inspire Academy

- 5.8 Planning approval was granted for the new school, on 1 October 2014, which will be built on the former Stamford High School playing fields. The proposed school will have capacity for 420 pupils aged 4 to 11 plus a 52 place nursery.

- 5.9 The current cost of the school is estimated at £6.1 million. The grant for this school is £4.446 million and the balance will be funded from Basic Need subject to a Key Decision being approved.

- 5.10 Work has already started on site and the steel frame is currently being erected, the new school will be completed by September 2015.

New Hyde Primary Academy – Discovery Academy

- 5.11 The detailed planning application was submitted on 11 August 2014 and was approved on 5 November 2014.

- 5.12 The current cost of the school is estimated at £7.09 million. The grant for this school is £2.307 million and the balance will be funded from Basic Need, which has now been approved in the Key Decision taken on 22 October 2014.

- 5.13 The development of the access and site has proved a challenging and lengthy process, however, work has started on the access improvements needed to be put in place prior to construction starting in April 2015.

- 5.14 The new building is programmed to be completed in March 2016, in the meantime the Academy Trust intends to accommodate the pupils at the new Inspire Academy on a temporary basis until the permanent building is completed.

Samuel Laycock

- 5.15 Planning permission for the scheme was approved in October 2016.
- 5.16 The current cost of the school is estimated at £2.3 million. The grant for this school is £1.752 million and the balance will be funded from Basic Need.
- 5.17 Enabling work was undertaken over the Christmas break and construction work on the extension will be completed by the end of the summer term 2015.

6. ADDITIONAL FUNDING ALLOCATIONS – CONDITION AND SCORE CARD

- 6.1 On 10 February 2015, the EFA announced more good news with the long awaited capital allocations for condition work for Tameside schools in 2015/2016. A copy of the notification is included in this report at **Appendix 4**. A summary of the allocation for Tameside schools is included below:

Tameside Schools Capital Allocations 2015/2016				
Devolved Formula Capital		School Condition Allocation		Total
Local Authority	Voluntary Aided	Local Authority	Voluntary Aided	
£	£	£	£	£
486,634	185,601	1,920,166	768,060	3,360,461

- 6.2 In addition, the DfE have published allocations to academies as detailed in the following table:

Academy	Devolved Formula Capital 2015/2016	Academies not Converted at 10.2.2015
Ashton West End Primary School	£7,760	Pipeline Academy
Manchester Road Primary School	£8,282	
Linden Road Primary School and Hearing Impaired Resource Base	£6,430	Pipeline Academy
Ashton Sixth Form College	£48,888	
New Charter Academy	£27,569	
Droylsden Academy	£20,616	
Audenshaw School Academy Trust	£25,004	
Fairfield High School for Girls	£20,369	
West Hill School	£17,821	
Silver Springs Primary Academy	£7,481	
Denton West End Primary School	£9,060	
Copley Academy	£15,914	
All Saints Catholic College	£17,658	
Hawthorns School	£6,093	
Total	£238,945	

- 6.3 Additional school condition allocations are published by sponsor but not by individual academy.
- 6.4 The DfE have advised that allocations in 2016/2017 and 2017/2018 will be similar but adjusted for new academy converters.
- 6.5 The DfE have published score cards for the relative condition of schools across individual local authorities. Tameside performs very well when compared to local authorities nationally.
- 6.6 Tameside is in the lowest quartile for local authorities maintained school condition at 11.4% meaning that our schools are in better condition than 88.6% of local authorities. The main issues identified are playing fields are most in need, followed by ceilings, fixed furniture and equipment, external areas, windows and walls.
- 6.7 Voluntary Aided schools in the borough are still in the lowest quartile according to the EFA, with 18.1% meaning that VA schools in Tameside are on average 81.9% better than other diocese. Main issues reported by the EFA are the condition of external areas, playing fields, electrical services and roofs.
- 6.8 A copy of the scorecards and guidance are included at **Appendix 5 to 7**.

7. ADDITIONAL FUNDING ALLOCATIONS – BASIC NEED

- 7.1 On 12 February 2015, the DfE also announced an additional £6.542 million additional funding for Basic Need or additional places for 2017/2018. This is excellent news as it allows for medium term planning for the projected additional primary and high school places required of the next few years.
- 7.2 Funding for 2015/2016 of £5,663,243 and £5,946,396 for 2016/2017 was confirmed last financial year.
- 7.3 This means that the Council has over £18 million over the next three years to provide the additional spaces required for primary and secondary pupils.
- 7.4 A copy of the announcement issued by the DfE is included at **Appendix 8**.

8. RISK MANAGEMENT

- 8.1 The Council has a statutory duty under the Education Act 2011, to secure sufficient and suitable places for pupils in its area in primary and secondary schools across the borough. It also has the responsibility for the maintenance of community and voluntary aided school buildings, even though it does not own voluntary aided school buildings.
- 8.2 The Council, schools and academies receive funding from the Department of Education (DfE) for maintenance of schools, however, Basic Need funding will be targeted through the Council for at least the next few years. The potential for the establishment of free schools means that the Council does not have total control over where places are established. There is therefore a risk that there will be surplus places in a local area in the future if free schools are established by promoters and approved by the DfE. Demand for primary places has largely been met through the successful bids and allocation of basic need to provide additional places. However, the increased demand for high school places will need to be managed with effect from 2015/2016 to plan for increasing numbers of pupils transferring from the primary sector. The additional basic need allocation for 2017/2018 will enable more places to be planned earlier.

- 8.3 The risk of managing the condition and suitability of community and voluntary aided school buildings, has been mitigated by successful bidding for additional capital resources over the last fifteen years, from Exceptional Basic Need, Targeted Capital, Building Schools for the Future, Primary Capital Strategy for Change, Priority School Building and Targeted Basic Need Programmes. However, there is still much to do. The additional schools capital allocation of £1.9 m in 2015/2016 plus similar amounts in future years will enable the worst condition issues to be addressed.
- 8.4 The Council has continued to undertake condition surveys to ensure that there is clear evidence on which to prioritise investment in the remaining schools and also to use when bidding for additional resources. The DfE have also completed a national Property Data Survey Programme, in order to understand the national level of school building condition need. The Council has been assessed as having schools in the lowest quartile of need and in better condition than 88.6% of other responsible bodies, including other local authorities, diocese and academy sponsors
- 8.5 The UIFSM phase 2 successful grant applications will enable more schools to have their meals produced on site rather than being transported in.
- 8.6 The implementation of the Core Strategy is anticipated that 11,000 additional homes will be created over the next 15 years, which will increase demand further by an additional estimated 330 places in each year group or the equivalent of six 420 place (Forms of Entry) Primary Schools. This will have a significant impact on school place planning and investment required in school buildings. The GM projection for Tameside is that there will be a further increase in the demand for places of in excess of 18% over the next 3 to 5 years. Therefore, planning for additional places will need to continue over the next few years.

9. CONCLUSIONS

- 9.1 The Council has received significant additional capital allocations since the last meeting of the panel including over £1.9 m school capital allocation for maintained schools plus confirmation of devolved formula capital and also Local Contributions to Voluntary Aided Schools grants.
- 9.2 In addition, another £6.5 million has been allocated for Basic Need in 2017/2018 to provide additional places.
- 9.3 Successful bids for the UIFSM phase 2 funding have secured an additional £504,000 for new and improved school kitchens and two schools out of 277 nationally will receive funding from the PSBP 2 programme, despite Tameside being confirmed as having schools in better condition than 88.6% of all other responsible bodies.
- 9.4 The delivery of the core strategy will further increase the demand for places within the next five to twenty years as the impact of new homes will increase the number of school age children in the borough which will need to be planned carefully.

10. RECOMMENDATIONS

- 10.1 As set out at the front of the report.



Priority School Building Programme 2 (PSBP2): list of successful schools

The following schools have been successful in their applications to the second phase of the Priority School Building Programme, and will now have the condition needs in one or more of their buildings addressed as part of the programme. In certain cases, some buildings that were applied for in a school have met the criteria for the programme, but others have not. Scoping studies on all schools will commence from April onwards to assess the detailed work required, together with any specific site issues, and to review the best method and timescale for delivery.

The table below shows successful schools grouped by local authority area, with their unique reference number (URN) at the time of application¹:

Barnet

101255	Pavilion Study Centre
101272	Cromer Road Primary School
101361	St Michael's Catholic Grammar School

Bedford Borough

136552	Goldington Academy
--------	--------------------

Birmingham

103550	Great Barr School
103562	King's Norton Boys' School
103563	Colmers School and Sixth Form College
103628	Oscott Manor School
103632	Lindsworth School
134083	Springfield Primary School
136592	Lordswood Girls' School and Sixth Form Centre
139002	Reaside Academy
139014	Merritts Brook Primary E-ACT Academy
139157	Lordswood Boys' School
139738	The Baverstock Academy
139860	The Orchards Primary Academy

Bolton

105229	Bolton Parish Church CofE Primary School
--------	--

¹ URNs in brackets are the current URN where that has changed since the time of application.

Bracknell Forest

110047 The Brakenhale School
110049 Edgbarrow School

Brent

101545 Our Lady of Lourdes RC Primary School
101548 St Margaret Clitherow RC Primary School

Brighton and Hove

114607 Hove Park School and Sixth Form Centre

Bristol, City of

108980 Brentry Primary School
135597 Merchants' Academy

Bromley

101697 Marjorie McClure School

Buckinghamshire

137564 Burnham Grammar School

Bury

105363 Castlebrook High School

Calderdale

107508 Cragg Vale Junior and Infant School

Cambridgeshire

110653 Ramnoth Junior School (140173)
110746 Bewick Bridge Community Primary School

Cheshire West and Chester

131684 Upton Heath CofE Primary School
138148 Hartford Church of England High School

Cornwall

112043 Helston Community College
112067 Humphry Davy School
136533 Newquay Tretherras

Coventry

137165 Woodlands Academy

Croydon

101851 Bensham Manor Special School
101767 Park Hill Junior School

Cumbria

112163 Seascale Primary School
112175 Jericho Primary School
112198 Croftlands Junior School

Derby

112749 Cavendish Close Infant School
112951 Bemrose School

Derbyshire

112564 Heath Primary School
112935 Wilsthorpe Community School

112940 Granville Sports College
113001 The Ripley Academy (formerly: Mill Hill School) (141259)

Devon

113093 Wipton Barton Junior School
113095 Exeter Road Community Primary School
113503 Sidmouth College
136612 Exmouth Community College

Doncaster

106670 Adwick Primary School
106782 Armthorpe Academy (formerly: The Armthorpe School) (138314)
137066 Ash Hill Academy
137603 Ridgewood School

Dorset

113901 The Woodroffe School

Dudley

103802 Huntingtree Primary School
103866 Ridgewood High School

Durham

114206 Vane Road Primary School
114301 Bishop Barrington School A Sports with Mathematics College
114311 Durham Community Business College for Technology and Enterprise

East Riding of Yorkshire

118073 Longcroft School
135700 Hilderthorpe Primary School
136041 Withernsea Primary School

East Sussex

114584 Claverham Community College
114590 Uckfield Community Technology College
114591 Uplands Community College
114592 Willingdon Community School
114594 Chailey School

Enfield

101988 The Eldon Federation Eldon Infant School
102007 Walker Primary School
102066 Durants School
135535 Brimsdown Primary School

Essex

114948 Chipping Ongar Primary School
115338 The FitzWimarc School
115340 The Deanes School
115449 Ramsden Hall School
132223 Water Lane Primary School (141194)
139271 Mark Hall Academy
140982 Brentwood County High School

Gateshead

108346 Winlaton West Lane Community Primary School
108404 Whickham School (137360)

Greenwich

138547 Charlton Park Academy

Hammersmith and Fulham

139364 Fulham College Boys' School
139365 Fulham Cross Girls' School and Language College
139509 The Bridge AP Academy

Hampshire

116037 Wootey Junior School
116151 Talavera Infant School
116305 Overton Church of England Primary School
137229 Hounslow School
140182 Mill Chase Academy
116046 Oliver's Battery Primary School

Haringey

131478 Earlham Primary School

Harrow

102211 Elmgrove Primary School & Nursery
137204 Hatch End High School

Hartlepool

111748 High Tunstall College of Science
140867 The English Martyrs School and Sixth Form College

Havering

102317 Broadford Primary School
102343 The Royal Liberty School
102345 Marshalls Park School
137189 The Albany School
137197 Hall Mead School
137396 Redden Court School

Herefordshire

116797 Colwall CofE Primary School

Hertfordshire

117141 Aboyne Lodge Junior Mixed and Infant School
117425 St Joseph's Catholic Primary School
117500 The Hemel Hempstead School
117515 Barclay School
117528 The Cavendish School
117531 Turnford School
117552 The Astley Cooper School
117577 The Bishop's Stortford High School
117594 Saint Mary's Catholic School
137224 Mount Grace School

137895 The John Henry Newman Catholic School
137914 Saint Joan of Arc Catholic School
138352 Tring School
138632 Monk's Walk School
137156 Leventhorpe a business and enterprise academy

Hillingdon

102366 Hillingdon Tuition Centre
102391 Minet Junior School
102392 Minet Nursery and Infant School
102422 Botwell House Catholic Primary School
102451 Harlington School
102462 Meadow High School
136711 Queensmead School
137925 The Douay Martyrs Catholic School

Hounslow

102545 Gunnersbury Catholic School

Isle of Wight

118160 Gurnard Primary School
118163 Barton Primary School and Early Years Centre
118172 Wootton Community Primary School
118173 Wroxall Primary School
118176 Binstead Primary School
118177 Green Mount Primary School
118179 Dover Park Primary School
118182 Brading Church of England Controlled Primary School
118185 All Saints Church of England Primary School, Freshwater
136008 Queens Gate Foundation Primary
136751 Sandown Bay Academy

Islington

100458 Central Foundation Boys' School

Kensington and Chelsea

100506 The Cardinal Vaughan Memorial RC School

Kent

118597 Benenden Church of England Primary School
118716 Colliers Green Church of England Primary School
118728 Platt Church of England Voluntary Aided Primary School
118793 Swadelands School
118840 Simon Langton Girls' Grammar School
118930 Pent Valley Technology College
118931 Dover Grammar School for Boys
136571 Hartsdown Technology College
137154 The Abbey School
137834 Mayfield Grammar School, Gravesend
137837 The Folkestone School for Girls

138169 Barton Junior School

138236 High Weald Academy

Lancashire

119106 Golden Hill Pupil Referral Unit

136742 Lancaster Royal Grammar School

136801 Preston Muslim Girls High School

Leeds

108039 St Theresa's Catholic Primary School

108085 Guiseley School

Leicestershire

120091 Highcliffe Primary School and Community Centre (140725)

120218 Bishop Ellis Catholic Primary School, Thurmaston

120261 Longslade Community College

138529 Leysland High School

Lewisham

135073 Haberdashers' Aske's Hatcham College

Lincolnshire

120499 Linchfield Community Primary School

137873 The Deepings School

136315 Queen Elizabeth's Grammar, Alford

Liverpool

104649 St Cuthbert's Catholic Primary and Nursery School

Luton

109685 Putteridge High School

Medway

118908 St John Fisher Catholic Comprehensive School

118929 The Howard School (141466)

Milton Keynes

110526 Stantonbury Campus

Newcastle upon Tyne

108437 Dinnington First School

108489 Kenton Bar Primary School

Norfolk

121212 Marshland High School

138918 Nicholas Hamond Academy

139204 Downham Market Academy

139575 Norwich Road Academy

140534 Attleborough Academy Norfolk

North Somerset

136722 Backwell School

North Tyneside

108569 Cullercoats Primary School

North Yorkshire

121424 Willow Tree Community Primary School

121708 Barlby High School

Northamptonshire

122066 The Latimer Arts College

Northumberland

122356 Queen Elizabeth High School

122367 St Benet Biscop Catholic Voluntary Aided High School

Nottingham

137798 Bluecoat Academy

Nottinghamshire

130996 Newark Orchard School

Oldham

105734 Royton and Crompton School

Oxfordshire

137919 Bartholomew School

139312 The Isis Academy

139762 St John's Primary School

Plymouth

136556 Ridgeway School

Portsmouth

116463 Mayfield School

139065 Beacon View Primary Academy

140009 Arundel Court Primary School and Nursery

Reading

109778 Caversham Primary School

109796 St Michael's Primary School

110189 Phoenix College

Redcar and Cleveland

111520 Eston Centre (EOTAS)

128190 Pathways Special School

Richmond upon Thames

102903 Collis Primary School

139121 St Richard Reynolds Catholic High School

Rotherham

106868 Harthill Primary School

106962 Saint Pius X Catholic High School A Specialist School in Humanities

106966 Newman School

136301 Brinsworth Comprehensive School

138329 St Bernard's Catholic High School, Specialist School for the Arts and Applied Learning

Salford

135504 The Clifton Centre

Sandwell

103930 Abbey Infant School

103974 Yew Tree Primary School

Sefton

137520 Maghull High School

Sheffield

107008 Byron Wood Primary School

107094 Walkley Primary School

Slough

110084 St Bernard's Catholic Grammar School

136521 Langley Grammar School

Somerset

136639 Kingsmead Academy

136913 Crispin School Academy

136917 Haygrove School

South Tyneside

108704 Toner Avenue Primary School

Southampton

116102 St Denys Primary School

116507 Saint George Catholic Voluntary Aided College Southampton

132025 Valentine Primary School

Southend-on-Sea

136272 Westcliff High School for Boys Academy

St. Helens

104843 Penkford School

Staffordshire

124154 Dosthill Primary School

124203 Castlechurch Primary School

124355 St John the Evangelist Catholic Primary (140146)

124416 Walton High School

Stockport

106038 Cheadle Primary School

106049 Great Moor Junior School

106099 Hazel Grove Primary School

Suffolk

124818 Stowmarket High School

124842 Copleston High School (136827)

136322 Samuel Ward Academy

137134 East Point Academy

137674 Ormiston Endeavour Academy

139867 Mildenhall College Academy

Sunderland

137262 Kepier

Surrey

124959 The Mead Infant School

125034 Darley Dene Primary School

125070 Reigate Priory Community Junior School

125077 William Cobbett Junior School
 125126 Town Farm Primary School
 125132 Lakeside Primary School
 125138 Ottershaw CofE Junior School
 125173 St Jude's Church of England Junior School (VA)
 125268 The Warwick School
 125275 St Andrew's Catholic School
 125296 Tadworth Primary School
 125298 Wallace Fields Junior School
 125309 Heathside School
 125455 St Dominic's School
 135566 Cranleigh Church of England Primary School
 138765 The Matthew Arnold School

Tameside

106179 Hollingworth Primary School
 106207 Fairfield Road Primary School

Thurrock

114847 Somers Heath Primary School

Trafford

106320 Barton Clough Primary School
 106372 St Antony's Catholic College

Wakefield

138006 De Lacy Academy
 140333 England Lane Academy

Walsall

138606 Blue Coat Church of England Academy, Walsall
 140196 Rivers Primary Academy

Waltham Forest

103082 Jenny Hammond Primary School

Wandsworth

101031 Ronald Ross Primary School

Warwickshire

125732 Nicholas Chamberlaine Technology College (139936)
 130897 Goodyers End Primary School
 136459 The Polesworth School

West Berkshire

109831 Francis Baily Primary School
 110063 Little Heath School

West Sussex

125905 Pound Hill Junior School, Crawley
 126092 Steyning Grammar School
 126098 Holy Trinity CofE Secondary School, Crawley

Wiltshire

126503 Bradon Forest School

126510 Matravers School

York

121470 Badger Hill Primary School

© Crown copyright 2015



Education
Funding
Agency

Methodology for the Selection of Successful Schools

**Priority School Building Programme
Phase 2 (PSBP2)**

January 2015

PSBP2 methodology for the selection of successful schools

The methodology set out below describes the steps followed to identify which blocks would be funded through PSBP2. We prioritised blocks where: the poor condition is most highly concentrated and urgent; where the continued operation of the school is most at risk; and where the cost to address individual projects is of such significant scale that it would be difficult to pay for them through regular school condition allocations.

The methodology includes the following steps:

1. Block matching

Expression of interest (EOI) block references (as contained within individual PSBP2 applications) were matched to the corresponding Property Data Survey Programme (PDSP) blocks.

Note: The process undertaken to match blocks applied for through the expression of interest with the corresponding blocks in the PDS showed that, in some cases, a single block as referred to in the EOI is actually made up of multiple connected PDS blocks. In cases where one or more, but not all, of these interconnected blocks has sufficient condition need to qualify for the programme, we will take a view as part of the scoping study phase as to whether the connected blocks also require rebuilding or not. However, the programme will not undertake work that is not necessary.

2. Calculation of condition need

Each block's relative condition need was calculated using the total C and D condition need as identified by the property data survey and divided by the gross internal floor area (GIFA) to produce a relative condition need value per square metre.

Explanation: The definition of condition grades C and D as assigned through the property data survey are as follows:

Condition grade C – exhibiting major defects and / or not operating as intended;

Condition grade D – life expired and / or at serious risk of imminent failure.

The Department judged the relative condition measure described above to be the most accurate way of comparing the most serious and urgent need across different buildings.

3. Ranking

Individual blocks were ranked following the rules in the order set out below:

- 3.1. Blocks that automatically make the programme because of a significant structural / asbestos need issue that can only be sustainably addressed by rebuilding.

Explanation: All EOIs which ticked the relevant box to say they had a significant structural or asbestos related issue, and provided relevant supporting documentation, were assessed by independent technical advisers. This assessment considered whether the issues were of such significance to affect the immediate integrity of the building and necessitate a full rebuild or major refurbishment. Where blocks met this threshold, the independent technical advisers calculated the cost to remedy the condition need in line with PDS principles and indices and this cost was added to the condition need identified through the PDS survey to create a revised condition need per square metre calculation. We also identified those blocks where the structural issue is significant to the building but the cost attached to repairing the issue was not large enough for them to automatically qualify for the programme. In these cases technical advisers carried out an additional test; if there is a serious structural issue which needs addressing urgently, which can only sustainably be addressed by rebuilding the block (as opposed to a short-term, stop-gap repair), then these blocks were automatically included in the programme.

- 3.2. Automatic inclusion of any blocks with work categorised as condition D need by the PDSP report that require substantial funding and would not otherwise make the programme.

Explanation: We have included those blocks within the programme where the need categorised as D through the PDS is above the 95th percentile for D need of all the blocks applied for through the programme. This step has been included to ensure that the programme can address large and urgent projects which would be hardest for those responsible for schools to fund locally through their regular school condition allocations.

- 3.3. The remaining blocks were then ranked by their total C and D need per square metre (including structural and asbestos costings) and the total cost of the work needed to address the condition need of each block was estimated.

4. Minimum project thresholds

The indicative project costs of successful blocks were aggregated to school-level and any schools which did not meet the minimum estimated project threshold of £250,000 for primary (Nursery/Primary & Special/PRU) and £500,000 for secondary (Secondary, 16 Plus, All Through) were removed.

Explanation: Minimum project thresholds have been set to ensure the programme only addresses those projects that are hardest for those responsible for schools to fund locally through their regular school condition allocations.

5. Project Selection

The steps set about above resulted in a ranked list. Successful projects were determined by the point at which the blocks could no longer be funded within the programme's allocated budget.



Education
Funding
Agency

© Crown copyright 2015

This publication (not including logos) is licensed under the terms of the Open Government Licence v3.0 except where otherwise stated. Where we have identified any third party copyright information you will need to obtain permission from the copyright holders concerned.

To view this licence:

visit www.nationalarchives.gov.uk/doc/open-government-licence/version/3

email psi@nationalarchives.gsi.gov.uk

write to Information Policy Team, The National Archives, Kew, London, TW9 4DU

About this publication:

enquiries www.education.gov.uk/contactus

download www.gov.uk/government/publications

Reference: EFA-00055-2015



Follow us on Twitter:
[@educationgovuk](https://twitter.com/educationgovuk)



Like us on Facebook:
facebook.com/educationgovuk



Universal infant free school meals: capital funding allocations

The table below contains the names of schools which have been allocated additional capital funding, following the local authority universal infant free school meals (UIFSM) capital bidding round, which was launched on 16 October 2014. Funding will be allocated in LAs' February payments.

The process was competitive and funding has been allocated to the projects which demonstrated a clear need for capital to achieve the policy aims, particularly to those in schools which are currently unable to provide hot meals. This funding is a demonstration of the government's continued serious commitment to UIFSM and will help to provide children with the best possible start in life, making sure every infant pupil can have a healthy meal on each school day.

In order that recipient schools are not compromised in their ability to achieve value for money in negotiations with suppliers, we will not be publishing the funding amounts per school at this time. We will publish these amounts in July 2015.

URN	School Name	LA	Parliamentary Constituency	Type of School
109805	Fox Hill Primary School	Bracknell Forest	Bracknell	Community
109812	Wildmoor Heath School	Bracknell Forest	Bracknell	Community
131916	Avigdor Hirsch Torah Temimah Primary School	Brent	Brent Central	Voluntary Aided
109148	St. Michael's on the Mount Church of England Primary	Bristol, City of	Bristol West	Voluntary Controlled
110282	Bedgrove Infant School	Buckinghamshire	Aylesbury	Foundation
110293	The John Hampden School	Buckinghamshire	Aylesbury	Community
110466	Little Marlow Church of England School	Buckinghamshire	Beaconsfield	Voluntary Aided
110224	East Claydon School	Buckinghamshire	Buckingham	Community
110430	Great Kimble Church of England School	Buckinghamshire	Buckingham	Voluntary Controlled
110333	Whitchurch Combined School	Buckinghamshire	Buckingham	Community
110271	Little Chalfont School	Buckinghamshire	Chesham and Amersham	Community
110457	Little Missenden Church of England School	Buckinghamshire	Chesham and Amersham	Voluntary Aided
110460	Cadmores End Church of England Combined School	Buckinghamshire	Wycombe	Voluntary Aided
111205	Acresfield Community Primary School	Cheshire West and Chester	City of Chester	Community
110999	Manley Village School	Cheshire West and Chester	Weaver Vale	Community
111851	Stithians Community Primary School	Cornwall	Camborne and Redruth	Community
112341	Dean Gibson Catholic Primary School	Cumbria	Westmorland and Lonsdale	Voluntary Aided
113045	St Giles' School	Derby	Derby North	Community Special
112770	Redwood Primary School	Derby	Derby South	Community
113161	Marwood School	Devon	North Devon	Community
103841	Netherton Church of England Primary School	Dudley	Dudley South	Voluntary Controlled
117942	Swinefleet Primary School	East Riding of Yorkshire	Brigg and Goole	Community
117824	Barmby on the Marsh Primary School	East Riding of Yorkshire	Haltemprice and Howden	Community

URN	School Name	LA	Parliamentary Constituency	Type of School
102037	St. Edmund's Catholic Primary School, Edmonton	Enfield	Edmonton	Voluntary Aided
115069	St Andrews Church of England VC Primary School, Great Yeldham	Essex	Braintree	Voluntary Controlled
115176	St Mary's Church of England VA Primary School Woodham Ferrers	Essex	Maldon	Voluntary Aided
114925	Tollesbury School	Essex	Witham	Community
131466	Parkhead Community Primary School	Gateshead	Blaydon	Community
108389	St Joseph's Catholic Infant School, Birtley	Gateshead	Blaydon	Voluntary Aided
108332	Oakfield Infant School	Gateshead	Gateshead	Community
115586	Greatfield Park Primary School	Gloucestershire	Cheltenham	Community
115740	Warden Hill Primary School	Gloucestershire	Cheltenham	Foundation
115486	Calton Primary School	Gloucestershire	Gloucester	Community
115484	Hatherley Infants School	Gloucestershire	Gloucester	Community
116391	St Bernadette's Catholic Primary School	Hampshire	Aldershot	Voluntary Aided
115933	Buryfields Infant School	Hampshire	North East Hampshire	Community
102314	Brady Primary School	Havering	Dagenham and Rainham	Community
117211	Roundwood Primary School	Hertfordshire	Hitchin and Harpenden	Community
117430	All Saints, Church of England VA Primary	Hertfordshire	Stevenage	Voluntary Aided
102414	Frithwood Primary School	Hillingdon	Ruislip, Northwood and Pinner	Community
102382	Harefield Infant School	Hillingdon	Ruislip, Northwood and Pinner	Community
102383	Harlyn Primary School	Hillingdon	Ruislip, Northwood and Pinner	Community
102496	Norwood Green Infants	Hounslow	Feltham and Heston	Community
118523	Downs View Infant School	Kent	Ashford	Community
118538	St Stephen's Infant School	Kent	Canterbury	Community
135118	Hextable Primary School	Kent	Sevenoaks	Community
130938	New Ash Green Primary School	Kent	Sevenoaks	Community
118414	Ellington Infant School	Kent	South Thanet	Community
100609	Archbishop Sumner Church of England School	Lambeth	Vauxhall	Voluntary Aided
120200	St Margaret's Church of England Primary School	Leicestershire	Bosworth	Voluntary Aided
120079	Water Leys Primary	Leicestershire	Harborough	Community
119961	Oxley Primary School Shepshed	Leicestershire	Loughborough	Community
120199	Snarestone Church of England Primary School	Leicestershire	North West Leicestershire	Voluntary Aided
141469	The Grove Primary	Leicestershire	Rutland and Melton	Community
120629	Stickney Church of England Primary School	Lincolnshire	Boston and Skegness	Voluntary Controlled
120577	The Market Rasen Church of England Primary School	Lincolnshire	Gainsborough	Voluntary Controlled
120389	South Witham Community Primary School	Lincolnshire	Grantham and Stamford	Community
120630	The Lincoln Bishop King Church of England Primary School	Lincolnshire	Lincoln	Voluntary Aided
120519	Digby Church of England School	Lincolnshire	Sleaford and North Hykeham	Voluntary Controlled
120520	Dunston St. Peter's Church of England Primary School	Lincolnshire	Sleaford and North Hykeham	Voluntary Controlled
120530	Mrs Mary King's Church of England (Controlled) Primary School	Lincolnshire	Sleaford and North Hykeham	Voluntary Controlled
120416	Long Sutton Primary School	Lincolnshire	South Holland and The Deepings	Community
120423	St Paul's Community Primary and Nursery School, Spalding	Lincolnshire	South Holland and The Deepings	Community
120613	The Spalding St John the Baptist Church of England Primary School	Lincolnshire	South Holland and The Deepings	Voluntary Aided
105432	New Moston Primary School	Manchester	Manchester Central	Community
105401	Acacias Community Primary School	Manchester	Manchester, Gorton	Community
121437	Rossett Acre Primary School	North Yorkshire	Harrogate and Knaresborough	Community
121583	Roecliffe Church of England Primary School	North Yorkshire	Skipton and Ripon	Voluntary Controlled
121588	Sharow Church of England Primary School	North Yorkshire	Skipton and Ripon	Voluntary Controlled
	Kettering East	Northamptonshire	Kettering	Voluntary Aided
121953	East Hunsbury Primary School	Northamptonshire	South Northamptonshire	Community
105676	Broadfield Primary School	Oldham	Oldham East and Saddleworth	Foundation
105667	Greenfield Primary School	Oldham	Oldham East and Saddleworth	Community
123011	Kings Meadow Church of England Primary School	Oxfordshire	Banbury	Community
123089	Southwold County Primary School	Oxfordshire	Banbury	Community

URN	School Name	LA	Parliamentary Constituency	Type of School
123106	Aston and Cote Church of England Primary School	Oxfordshire	Witney	Community
116188	College Park Infant School	Portsmouth	Portsmouth North	Community
116463	Mayfield School	Portsmouth	Portsmouth North	Community
116187	Devonshire Infant School	Portsmouth	Portsmouth South	Community
103996	Holy Name Catholic Primary	Sandwell	West Bromwich East	Voluntary Aided
110090	Holy Family Catholic School	Slough	Slough	Voluntary Aided
123706	Stawley Primary School	Somerset	Taunton Deane	Community
104820	St James' Church of England Primary School	St Helen's	St Helen's North	Voluntary Aided
104798	St Aidans Church of England Primary School	St Helen's	St. Helens North	Voluntary Aided
124294	Holy Trinity Church of England Primary School	Staffordshire	Burton	Voluntary Controlled
124115	May Bank Infants' School	Staffordshire	Newcastle-under-Lyme	Community
106029	Bolshaw Primary School	Stockport	Cheadle	Community
106052	Hursthead Infant School	Stockport	Cheadle	Community
106126	St Philip's Catholic Primary School	Stockport	Hazel Grove	Voluntary Aided
125246	Shere Church of England (Aided) Infant School	Surrey	Mole Valley	Voluntary Aided
125196	Reigate Parish Church of England (Aided) Infant School	Surrey	Reigate	Voluntary Aided
106213	St Anne's Primary School	Tameside	Denton and Reddish	Community
106227	Broadbottom Church of England Primary	Tameside	Stalybridge and Hyde	Voluntary Controlled
106179	Hollingworth Primary School	Tameside	Stalybridge and Hyde	Community
106237	Mottram Church of England Primary School	Tameside	Stalybridge and Hyde	Voluntary Aided
106239	St James Catholic Primary School	Tameside	Stalybridge and Hyde	Voluntary Aided
123558	St Luke's Catholic Primary School	Telford and Wrekin	Telford	Voluntary Aided
106319	Flixton Infant School	Trafford	Stretford and Urmston	Community
104223	Holy Trinity Church of England Primary	Walsall	Aldridge-Brownhills	Voluntary Controlled
104215	Lodge Farm Junior Mixed and Infant School	Walsall	Walsall North	Community
104189	County Bridge Primary School	Walsall	Walsall South	Community
104232	St Mary's the Mount Catholic Primary School	Walsall	Walsall South	Voluntary Aided
103042	Davies Lane Primary School	Waltham Forest	Leyton and Wanstead	Community
103077	Mission Grove Primary School	Waltham Forest	Walthamstow	Community
111385	St Philip (Westbrook) Church of England Aided Primary School	Warrington	Warrington North	Voluntary Aided
125697	Canon Evans Church of England Infant School	Warwickshire	North Warwickshire	Voluntary Aided
125616	Race Leys Infant School	Warwickshire	North Warwickshire	Community
125706	St Francis Catholic Primary School	Warwickshire	North Warwickshire	Voluntary Aided
125635	Hampton Lucy Church of England Primary School	Warwickshire	Stratford-on-Avon	Voluntary Controlled
109864	Westwood Farm Infant School	West Berkshire	Reading West	Community
125816	Aldingbourne Primary School	West Sussex	Arundel and South Downs	Community
125997	Walberton and Binsted Church of England Primary School	West Sussex	Arundel and South Downs	Voluntary Controlled
125821	Camelsdale Primary School	West Sussex	Chichester	Community
125858	Westbourne Primary School	West Sussex	Chichester	Community
134776	Kingslea Primary School	West Sussex	Horsham	Community
125982	Ferring Church of England Primary School	West Sussex	Worthing West	Voluntary Controlled
126296	All Cannings Church of England Primary School	Wiltshire	Devizes	Voluntary Controlled
126390	Brinkworth Earl Danby's Church of England Primary	Wiltshire	North Wiltshire	Voluntary Controlled
126407	The New Forest Church of England (VA) Primary School	Wiltshire	Salisbury	Voluntary Aided
110023	Trinity St Stephen Church of England Aided First School	Windsor and Maidenhead	Windsor	Voluntary Aided
105077	St Andrews Church of England Aided Primary School	Wirral	Wirral South	Voluntary Aided
109892	Hatch Ride Primary School	Wokingham	Bracknell	Community
135059	Wolverley Sebright VA Primary School	Worcestershire	Wyre Forest	Voluntary Aided

1. Summary of 2015-18 Devolved Formula Capital (DFC) and School Condition Allocations (SCA) by school type

School Condition Allocations for 2016-17 and 2017-18 are set at the same level as the 2015-16 allocations and will be updated annually to reflect changes in a school's responsible body. A responsible body will receive the same allocation in all three years, unless the schools it is responsible for changes as a result of schools moving responsible body, opening or closing.

	School Condition Allocations 2015-18				
	DFC 2015-16	2015-16 Actual	2016-17 Indicative	2017-18 Indicative	Total 2015-18 Indicative
Local Authority	£ 105,220,304	£ 545,508,046	£ 545,508,046	£ 545,508,046	£ 1,636,524,138
Voluntary Aided	£ 28,779,459	£ 144,937,244	£ 144,937,244	£ 144,937,244	£ 434,811,732
Schools in Multi Academy Trusts receiving a direct allocation	£ 10,602,080	£ 67,294,981	£ 67,294,981	£ 67,294,981	£ 201,884,944
Institutions eligible for Condition Improvement Fund	£ 57,066,541	£ 435,923,712	£ 435,923,712	£ 435,923,712	£ 1,307,771,135
Non-Maintained Special Schools	£ 412,485	£ 1,416,647	£ 1,416,647	£ 1,416,647	£ 4,249,940
Specialist Post-16 Institutions	£ 250,257	£ 919,371	£ 919,371	£ 919,371	£ 2,758,112
Total	£ 202,331,126	£ 1,196,000,000	£ 1,196,000,000	£ 1,196,000,000	£ 3,588,000,000
	Total DFC and SCA 2015-16	£ 1,398,331,126			

Source data: January 2014 School Census (pupil numbers), Edubase (School Status), Property Data Survey, 2011 location factors

Notes:

1. Published Feb 2015
2. £2m for Sure Start Centres included in LA maintained pot
3. The figures for DFC will be updated to reflect all academies that have converted by March 31st 2015. Pipeline academies not converted by then will have their DFC allocation routed via the local authority.
4. Figures for multi-academy trusts are for those MATs receiving a direct allocation.
5. Academies (other than those in MATs receiving a direct allocation), Sixth Forms and CTCs are included in the CIF totals.
6. Open academies are as of December 2014
7. Pipeline academies are schools with a signed Academy Order in December 2014 and an expected opening date by end March 2015.
8. Responsible bodies refer to those bodies who are responsible for individual institutions and to whom School Condition Allocations will be made. Allocations for single academies, small multi-academy trusts and sixth form colleges are aggregated to make up the Condition Improvement Fund. Funding for Voluntary Aided schools is administered by their respective LAs.
9. School level adjustments are made for those schools appearing on both the School Census and the ILR to ensure the institution is counted once, but all pupils are counted (see 3a and 5). Further adjustments may be required locally (eg where a school has closed and has no predecessors since January 2014)

Condition Dashboard Guidance

The condition dashboard has been created to provide those bodies responsible for the maintenance of school buildings (responsible bodies) with information on their relative condition need and to help them understand what drives their School Condition Allocations for 2015-16 to 2017-18. The dashboard makes use of information from the Property Data Survey Programme (PDSP) which ran from 2012-2014 and is designed to help inform local prioritisation and decision-making; as well as providing greater understanding of the wider condition of the school estate.

For any queries, please contact the EFA using the following email address:

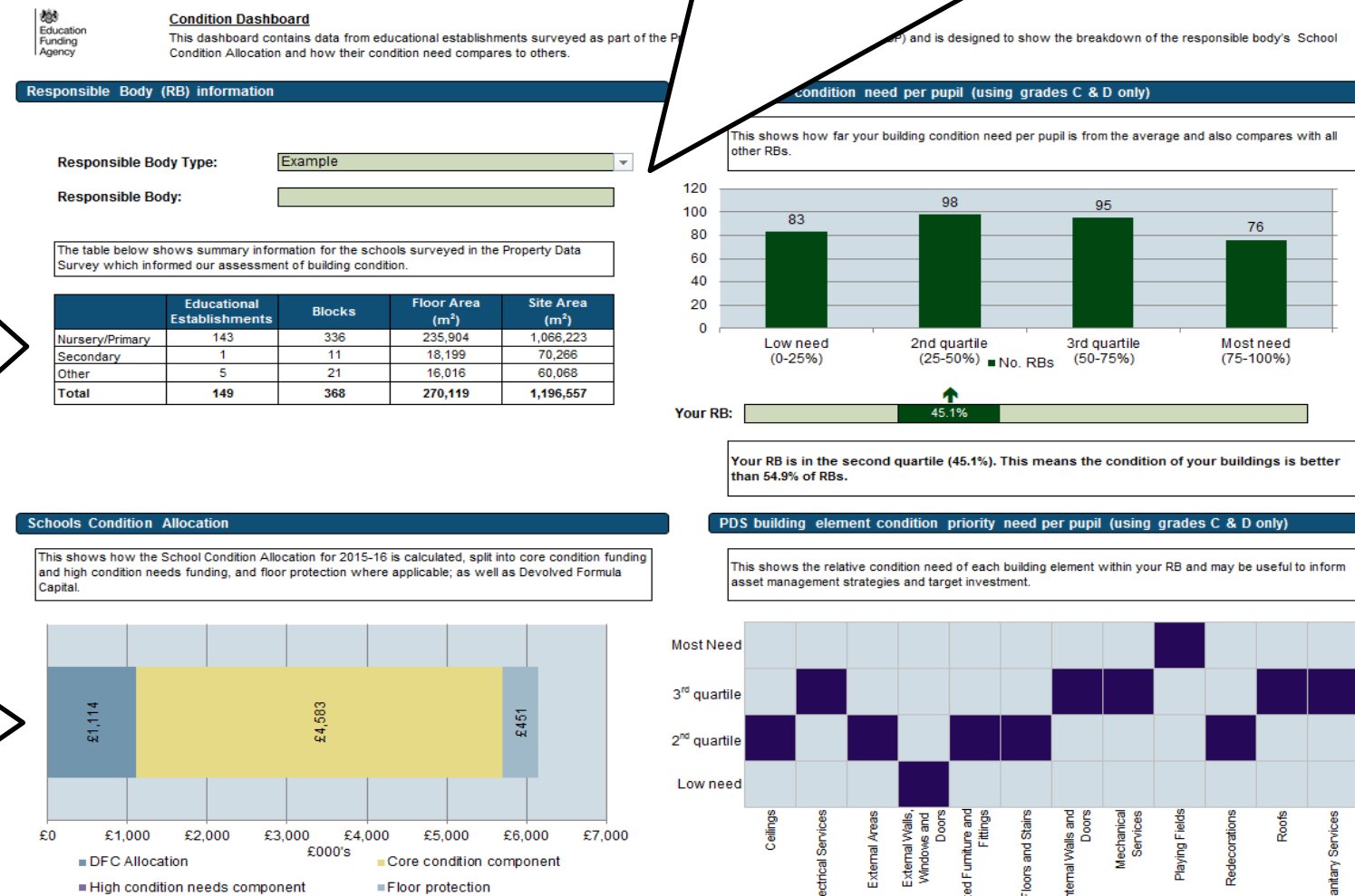
PDSP-DATA-RELEASE.EFACAPITAL@education.gsi.gov.uk

Responsible Body (RB) selection:

The first green box shows the type of responsible body (local authority, local authority voluntary aided, or multi-academy trust). The second green box shows which local authority area or trust has been selected.

Data used:

This represents the educational establishments that were used to compile the data in this dashboard, and includes total building and site area.



Condition need:

Responsible bodies will receive high condition needs funding if the condition of their institutions puts them in the worst 25% of responsible bodies, according to aggregate need per pupil.

Quartile ranges:

In this example, this shows that the relatively low level of need relating to external walls, windows and doors in your responsible body falls within the lowest quartile compared to the need relating to external walls, windows and doors across all other responsible bodies, whereas the level of need for playing fields is relatively high, falling in the most need quartile when compared to all other responsible bodies.

School Condition Allocations:

This shows what makes up the funding allocation to each responsible body.

Further information about the PDSP is available via the link below:

<https://www.gov.uk/government/publications/property-data-survey-programme>

Further information about the Schools Condition Allocations can be found at:

<https://www.gov.uk/government/publications/capital-allocations>

Responsible Body (RB) information

Responsible Body Type: LA_Maintained

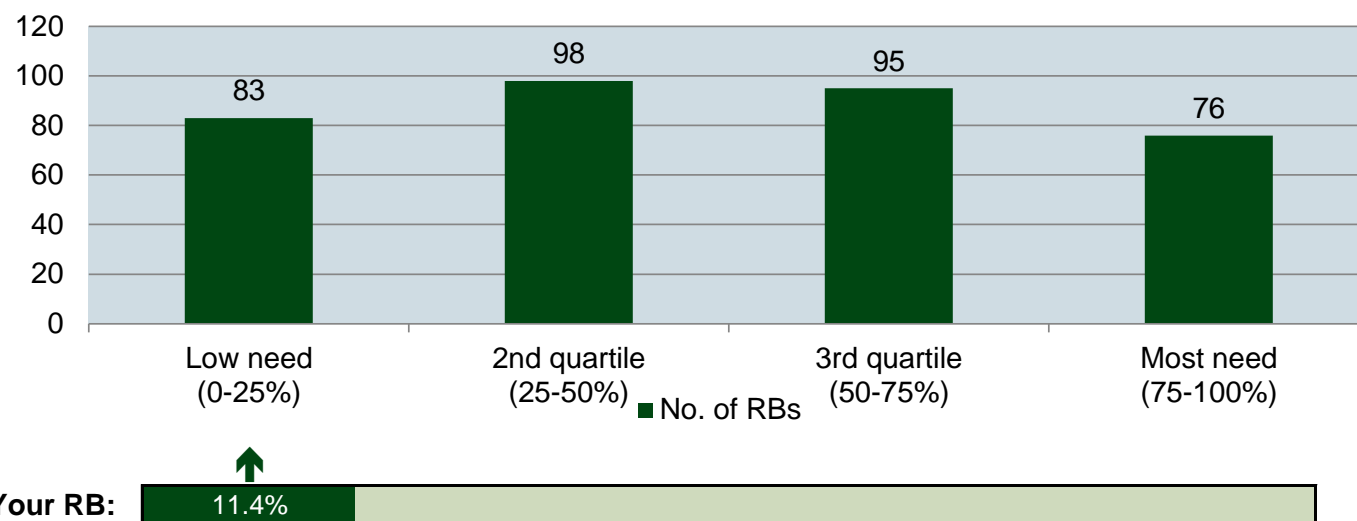
Responsible Body: Tameside

The table below shows summary information for the schools surveyed in the Property Data Survey which informed our assessment of building condition.

	Educational Establishments	Blocks	Floor Area (m ²)	Site Area (m ²)
Nursery/Primary	35	112	64,379	357,894
Secondary	1	3	1,448	55,918
Other	1	2	4,519	10,866
Total	37	117	70,346	424,678

Total PDS condition need per pupil (using grades C & D only)

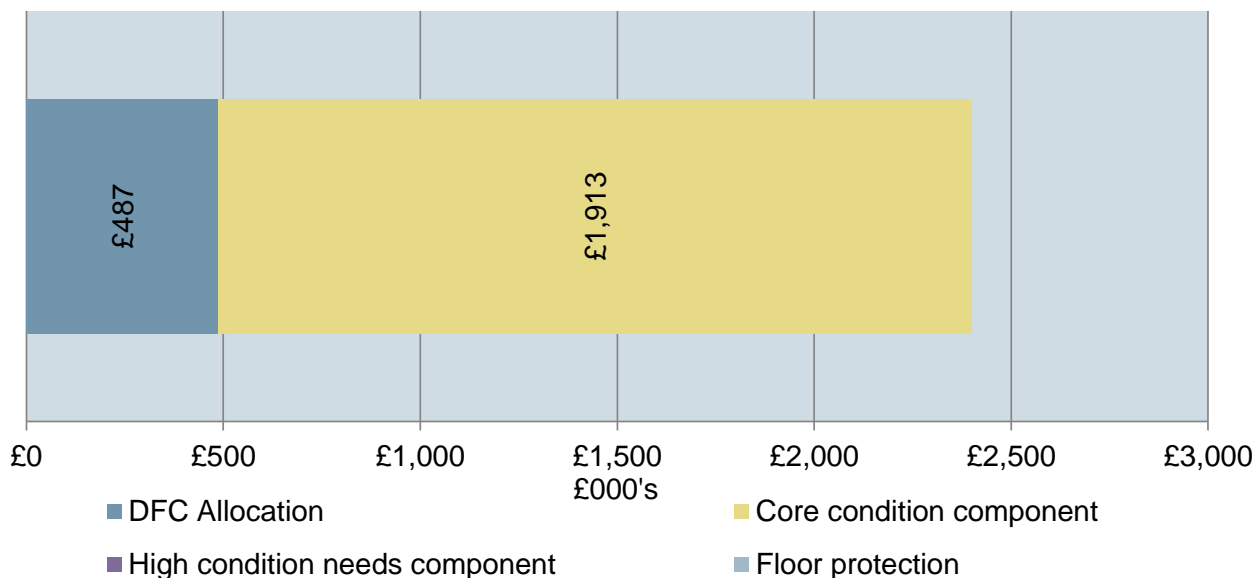
This shows how far your building condition need per pupil is from the average and also compares with all other responsible bodies (RBs)



Your RB is in the first, low need, quartile (11.4%). This means the condition of your buildings is better than 88.6% of RBs.

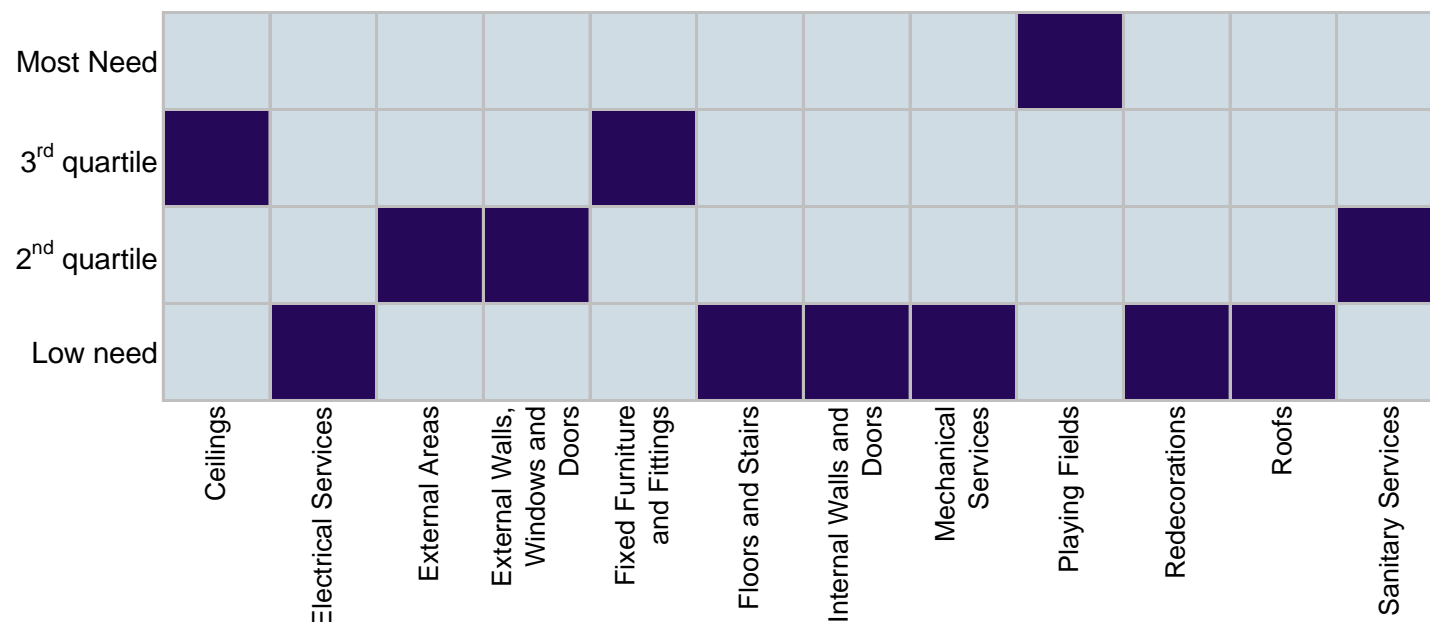
Schools Condition Allocation

This shows how the School Condition Allocation for 2015-16 is calculated, split into core condition funding and high condition needs funding, and floor protection where applicable; as well as Devolved Formula Capital.



PDS building element condition priority need per pupil (using grades C & D only)

This shows the relative condition need of each building element within your RB and may be useful to inform asset management strategies and target investment.



Responsible Body (RB) information

Responsible Body Type:

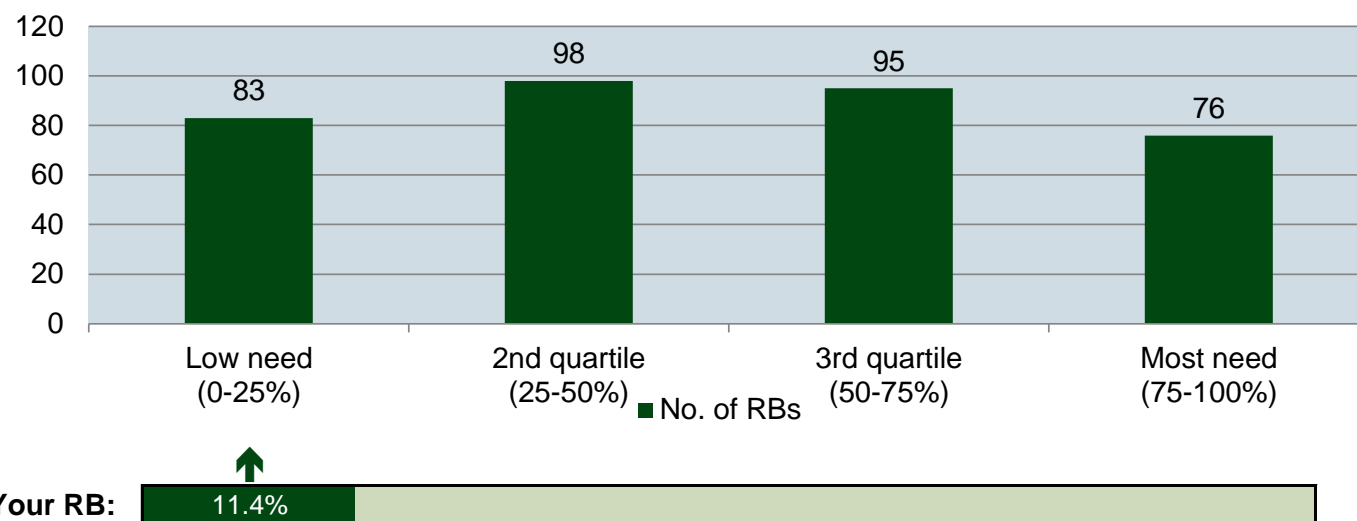
Responsible Body:

The table below shows summary information for the schools surveyed in the Property Data Survey which informed our assessment of building condition.

	Educational Establishments	Blocks	Floor Area (m ²)	Site Area (m ²)
Nursery/Primary	35	112	64,379	357,894
Secondary	1	3	1,448	55,918
Other	1	2	4,519	10,866
Total	37	117	70,346	424,678

Total PDS condition need per pupil (using grades C & D only)

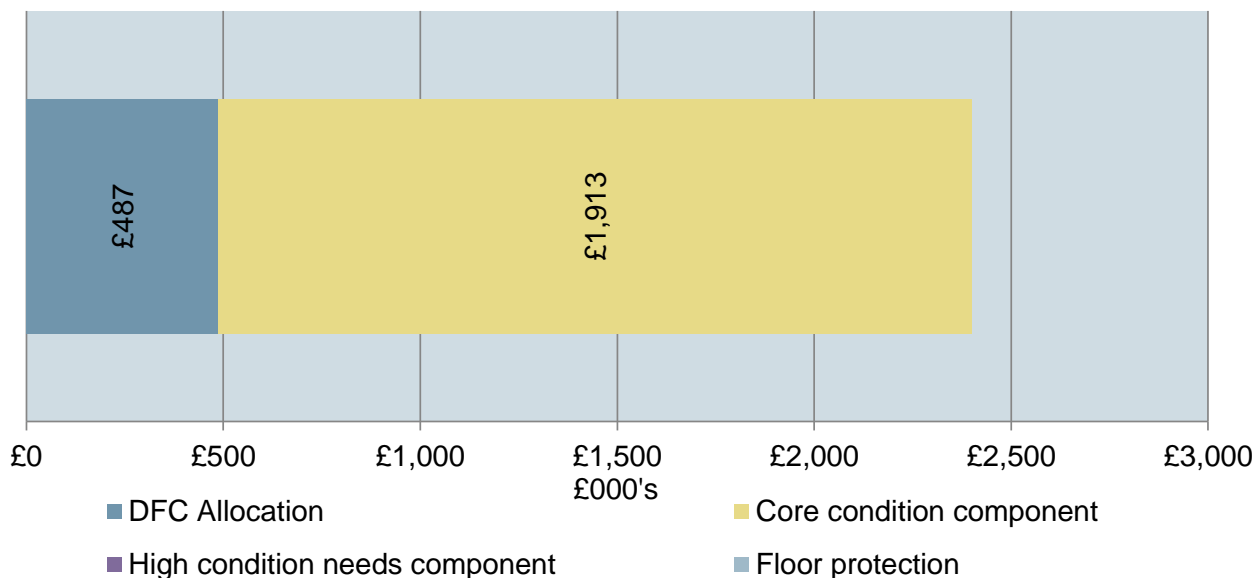
This shows how far your building condition need per pupil is from the average and also compares with all other responsible bodies (RBs)



Your RB is in the first, low need, quartile (11.4%). This means the condition of your buildings is better than 88.6% of RBs.

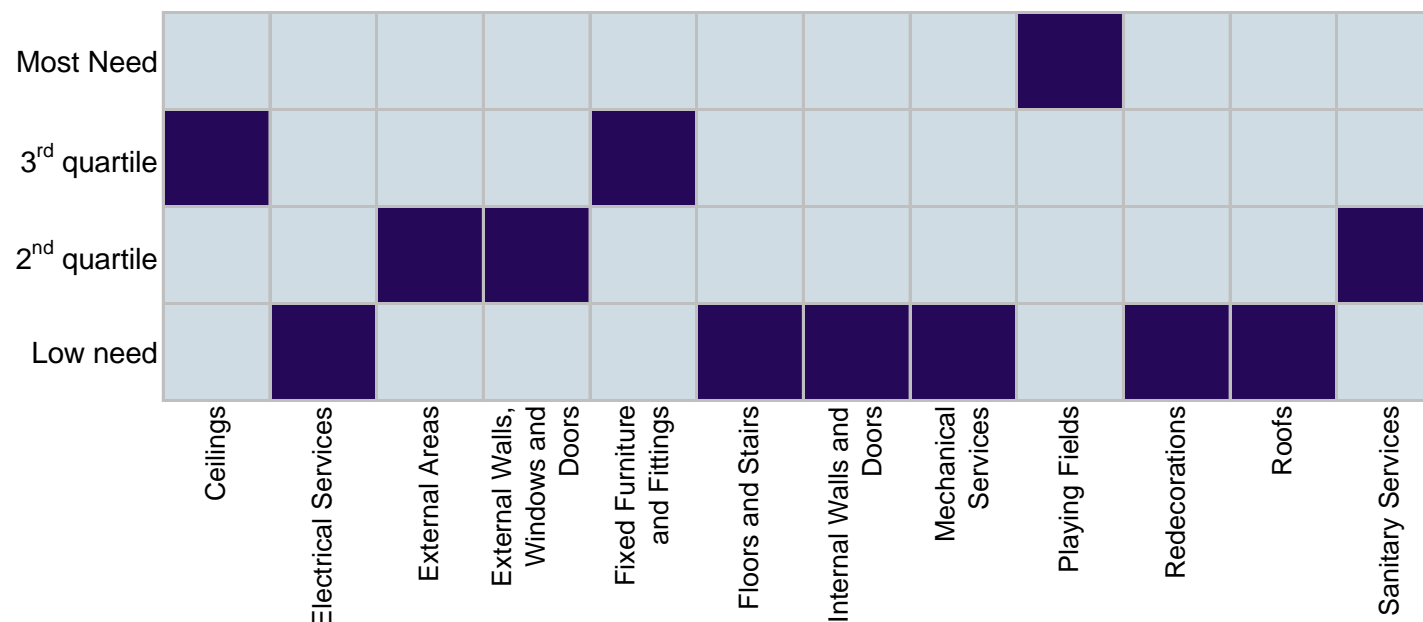
Schools Condition Allocation

This shows how the School Condition Allocation for 2015-16 is calculated, split into core condition funding and high condition needs funding, and floor protection where applicable; as well as Devolved Formula Capital.



PDS building element condition priority need per pupil (using grades C & D only)

This shows the relative condition need of each building element within your RB and may be useful to inform asset management strategies and target investment.



Capital Allocations: Basic Need Allocations in financial year 2017-18, and additional funding allocated for 2015-16 and 2016-17

Published: February 2015

All figures in £.

Allocations to local authorities

LA Num	LA Name	Total Basic Need allocations (announced February 2015)	Amount payable 2015-18 (note 1)			
			2015-16 Top Up	2016-17 Top Up	2017-18	Additional payment towards new primary schools / whole primary school expansions (to be paid in 2017-18) (note 2)
TOTALS		1,555,000,000	88,372,345	188,372,345	1,203,255,310	75,000,000
301	Barking and Dagenham	17,865,375	0	0	14,453,822	3,411,552
302	Barnet	13,095,722	0	0	6,841,210	6,254,513
370	Barnsley	3,116,146	0	0	3,116,146	0
800	Bath and North East Somerset	3,038,937	0	0	3,038,937	0
822	Bedford	4,410,468	800,449	1,706,218	1,903,800	0
303	Bexley	0	0	0	0	0
330	Birmingham	15,051,899	0	0	12,208,938	2,842,960
889	Blackburn with Darwen	0	0	0	0	0
890	Blackpool	2,012,649	0	0	875,465	1,137,184
350	Bolton	240,652	0	0	240,652	0
837	Bournemouth	1,868,231	0	0	0	1,868,231
867	Bracknell Forest	16,489,525	2,992,660	6,379,081	7,117,784	0
380	Bradford	727,005	0	0	727,005	0
304	Brent	15,323,587	0	0	15,323,587	0
846	Brighton and Hove	11,444,803	0	0	11,444,803	0
801	Bristol, City of	3,196,946	0	0	3,196,946	0
305	Bromley	8,837,573	0	0	8,268,981	568,592

825	Buckinghamshire	9,973,789	0	0	9,405,197	568,592
351	Bury	3,793,101	688,404	1,467,386	1,637,311	0
381	Calderdale	4,908,329	0	0	4,908,329	0
873	Cambridgeshire	32,670,722	0	0	30,883,719	1,787,004
202	Camden	0	0	0	0	0
823	Central Bedfordshire	20,915,885	0	0	20,915,885	0
895	Cheshire East	6,286,248	0	0	6,286,248	0
896	Cheshire West and Chester	31,727,882	5,758,247	12,274,140	13,695,495	0
201	City of London	582,453	0	0	582,453	0
908	Cornwall	125,287	0	0	125,287	0
331	Coventry	0	0	0	0	0
306	Croydon	0	0	0	0	0
909	Cumbria	1,773,463	0	0	1,773,463	0
841	Darlington	0	0	0	0	0
831	Derby	5,454,108	852,268	1,816,673	2,027,045	758,123
830	Derbyshire	2,147,718	0	0	2,147,718	0
878	Devon	23,921,028	0	0	23,921,028	0
371	Doncaster	11,014,226	0	0	11,014,226	0
835	Dorset	612,213	0	0	612,213	0
332	Dudley	8,683,226	1,575,906	3,359,163	3,748,157	0
840	Durham	2,019,958	0	0	2,019,958	0
307	Ealing	22,656,496	0	0	21,519,312	1,137,184
811	East Riding of Yorkshire	2,887,931	0	0	2,887,931	0
845	East Sussex	14,189,760	0	0	13,621,168	568,592
308	Enfield	4,461,152	0	0	4,461,152	0
881	Essex	41,462,372	0	0	41,462,372	0
390	Gateshead	1,537,939	0	0	1,537,939	0
916	Gloucestershire	3,812,358	0	0	2,675,174	1,137,184
203	Greenwich	26,721,749	0	0	26,153,157	568,592
204	Hackney	12,806,040	0	0	12,806,040	0
876	Halton	70,682	0	0	70,682	0
205	Hammersmith and Fulham	568,592	0	0	0	568,592
850	Hampshire	34,479,481	0	0	33,910,889	568,592
309	Haringey	568,592	0	0	0	568,592
310	Harrow	32,381,477	5,670,481	12,087,060	13,486,752	1,137,184

805	Hartlepool	2,126,613	0	0	2,126,613	0
311	Havering	16,756,152	0	0	12,776,008	3,980,144
884	Herefordshire	0	0	0	0	0
919	Hertfordshire	61,868,986	10,800,998	23,023,146	25,689,245	2,355,596
312	Hillingdon	6,322,803	1,014,840	2,163,208	2,413,709	731,047
313	Hounslow	4,901,130	0	0	2,626,762	2,274,368
921	Isle of Wight	211,964	0	0	211,964	0
420	Isles of Scilly	141,808	0	0	141,808	0
206	Islington	3,882,829	0	0	3,882,829	0
207	Kensington and Chelsea	0	0	0	0	0
886	Kent	91,821,919	16,251,855	34,642,059	38,653,638	2,274,368
810	Kingston upon Hull, City of	5,624,205	0	0	5,624,205	0
314	Kingston upon Thames	4,478,921	0	0	3,910,329	568,592
382	Kirklees	8,609,673	0	0	8,609,673	0
340	Knowsley	0	0	0	0	0
208	Lambeth	19,447,806	3,426,361	7,303,548	8,149,305	568,592
888	Lancashire	29,006,239	0	0	29,006,239	0
383	Leeds	33,141,952	0	0	32,573,360	568,592
856	Leicester	21,985,664	0	0	21,985,664	0
855	Leicestershire	4,524,849	0	0	4,524,849	0
209	Lewisham	10,572,584	0	0	9,435,400	1,137,184
925	Lincolnshire	8,913,770	0	0	7,776,586	1,137,184
341	Liverpool	8,169,682	0	0	8,169,682	0
821	Luton	6,895,267	0	0	3,483,715	3,411,552
352	Manchester	84,878,375	0	0	80,898,231	3,980,144
887	Medway	9,050,168	0	0	8,481,576	568,592
315	Merton	6,062,756	0	0	5,412,937	649,819
806	Middlesbrough	0	0	0	0	0
826	Milton Keynes	13,313,571	0	0	12,744,979	568,592
391	Newcastle upon Tyne	8,055,050	1,255,513	2,676,222	2,986,130	1,137,184
316	Newham	25,992,625	0	0	25,992,625	0
926	Norfolk	25,929,398	0	0	25,929,398	0
812	North East Lincolnshire	2,167,991	0	0	2,167,991	0
813	North Lincolnshire	984,216	0	0	984,216	0
802	North Somerset	13,839,776	0	0	13,839,776	0

392	North Tyneside	166,933	0	0	166,933	0
815	North Yorkshire	1,084,853	0	0	1,084,853	0
928	Northamptonshire	23,233,846	0	0	20,959,478	2,274,368
929	Northumberland	1,328,845	241,170	514,072	573,602	0
892	Nottingham City	11,686,463	0	0	11,686,463	0
891	Nottinghamshire	676,625	0	0	108,033	568,592
353	Oldham	15,405,107	0	0	14,836,515	568,592
931	Oxfordshire	19,405,757	0	0	18,837,165	568,592
874	Peterborough	6,935,677	0	0	5,229,900	1,705,776
879	Plymouth	568,592	0	0	0	568,592
836	Poole	0	0	0	0	0
851	Portsmouth	2,507,728	0	0	2,507,728	0
870	Reading	17,388,019	3,155,726	6,726,670	7,505,623	0
317	Redbridge	18,545,369	0	0	17,976,777	568,592
807	Redcar and Cleveland	196,113	0	0	196,113	0
318	Richmond upon Thames	8,346,364	1,411,577	3,008,882	3,357,313	568,592
354	Rochdale	11,818,280	0	0	11,818,280	0
372	Rotherham	1,979,138	0	0	1,979,138	0
857	Rutland	2,626,904	476,753	1,016,235	1,133,916	0
355	Salford	4,028,264	0	0	2,322,488	1,705,776
333	Sandwell	21,463,614	3,895,400	8,303,340	9,264,874	0
343	Sefton	0	0	0	0	0
373	Sheffield	15,703,181	0	0	15,703,181	0
893	Shropshire	1,784,013	0	0	1,784,013	0
871	Slough	236,352	0	0	236,352	0
334	Solihull	6,906,578	0	0	6,906,578	0
933	Somerset	14,038,242	0	0	14,038,242	0
803	South Gloucestershire	5,077,122	0	0	5,077,122	0
393	South Tyneside	255,226	46,321	98,736	110,170	0
852	Southampton	0	0	0	0	0
882	Southend-on-Sea	1,137,184	0	0	0	1,137,184
210	Southwark	27,865,689	0	0	27,865,689	0
342	St Helens	3,934,722	0	0	3,934,722	0
860	Staffordshire	4,378,573	0	0	3,241,389	1,137,184
356	Stockport	856,459	0	0	856,459	0

808	Stockton-on-Tees	1,352,929	0	0	784,336	568,592
861	Stoke-on-Trent	365,692	0	0	365,692	0
935	Suffolk	2,304,910	0	0	2,304,910	0
394	Sunderland	0	0	0	0	0
936	Surrey	74,399,843	13,193,140	28,122,178	31,378,749	1,705,776
319	Sutton	21,774,420	0	0	21,205,828	568,592
866	Swindon	163,419	0	0	163,419	0
357	Tameside	6,542,566	0	0	6,542,566	0
894	Telford and Wrekin	441,109	0	0	441,109	0
883	Thurrock	11,644,890	2,113,414	4,504,902	5,026,574	0
880	Torbay	4,229,382	0	0	4,229,382	0
211	Tower Hamlets	14,162,415	0	0	12,456,639	1,705,776
358	Trafford	6,273,380	0	0	5,379,878	893,502
384	Wakefield	5,663,376	0	0	5,663,376	0
335	Walsall	4,101,269	0	0	4,101,269	0
320	Waltham Forest	7,131,765	0	0	4,857,396	2,274,368
212	Wandsworth	0	0	0	0	0
877	Warrington	5,210,648	945,673	2,015,774	2,249,202	0
937	Warwickshire	17,468,337	3,067,110	6,537,777	7,294,857	568,592
869	West Berkshire	0	0	0	0	0
938	West Sussex	40,698,961	6,973,623	14,864,807	16,586,163	2,274,368
213	Westminster	0	0	0	0	0
359	Wigan	4,289,229	0	0	4,289,229	0
865	Wiltshire	15,970,778	0	0	15,970,778	0
868	Windsor and Maidenhead	2,348,302	0	0	2,348,302	0
344	Wirral	830,975	0	0	830,975	0
872	Wokingham	7,226,088	0	0	6,088,904	1,137,184
336	Wolverhampton	9,722,126	1,764,454	3,761,068	4,196,603	0
885	Worcestershire	8,276,886	0	0	7,708,294	568,592
816	York	9,227,956	0	0	9,227,956	0

Notes:

1. The basic need allocations amount for 2017-18 includes £276.7m held over from the 2015-17 allocations announced in December 2013. This is to support LAs facing significant and unexpected increases in pupil numbers. These LAs will receive a proportion of their 2017-18 allocation in 2015-16 and in 2016-17, in addition to the allocations previously announced for financial years 2015-16 and 2016-17. In addition to the £276.7m, we have also funded £23.3m over 2015-17 in adjustments to the 2015-17 allocations.

2. These additional payments are a contribution where LAs have opened new primary schools / whole primary school expansions of 7 year groups in 2013/14.

Source data:

2014 School Capacity Survey for basic need allocations and for 2015-16 and 2016-17 top up

2013 School Capacity Survey for 2015-16 and 2016-17 top up

2014 Capital Spend Data for additional payment new primary schools / whole primary school expansions